


BEAR'S PAW QUILTS



100 - 2093 2nd Avenue, Whitehorse, Yukon, Canada Y1A 1B5
Phone: (867) 393-BEAR (2327) www.bearspawquilts.com
twitter @BearsPawQuilts1 f Bears-Paw-Quilts

Class Sign-up day is January 3rd, 9am-4pm
Classes fill quickly - don't be disappointed.

NEWSLETTER

January 2026

I'm sitting here in **Tara's** class writing the newsletter, she is such a wonder when it comes to appliqué whether it is traditional or reverse appliqué. She always chooses fabulous patterns too. Once you have done one of the projects you can transfer the knowledge to other appliqué pieces. After my class with her a few years ago I felt well able to do more. Those of you who have attended her classes know what a skillful teacher she is.

I think this term **Karen** outdid herself in the choice of quilts. The Blue Onion is so lovely. She has become quite the expert in curved piecing. She also did another border, wow that one is interesting it would enhance any panel. She obviously spent time searching for the unusual, and could be our border explorer. She didn't do an art quilt this time but she sure is good at them too.

Gwen is one of the women that I turn to for help if I want some new machine technology, machine embroidery, and ruler quilting explained. She finds some great storage patterns, and bags, and has no fear of gadgets and zips, unlike me who is technologically hopeless. Keep the ideas coming please; they may rub off on to me.

Terry is such a seasoned piecer (and free motion quilter) and always comes up with patterns that are a wonderful combination of modern and traditional. They often are simple as she finds the easy way of doing the more complicated piecing and they always look so good. She has been with the shop from the beginning, and we value her highly.

Joss came to us as an art quilter and has inspired many of us, from making our own fabrics using

various techniques to giving us the confidence to always produce a unique piece.

Laurie has been teaching at the shop for ages. She does good solid piecing techniques, guiding you through the ones more complicated than they look. She readily shares tips on colour choice and the precision she is known for.

Chris is now teaching a couple of classes a term, and is still looking for her personal niche. Until then she is doing good solid piecing in her classes. She has also become our go to expert for the Bernina B.S.R. and I am really trying to use one.

And now to **Ruth**, I have agonized as to what is my expertise here, I guess I am a "jack of all trades, master of none". I wander all over the techniques. I just love teaching, from QuiltStart to paper piecing. Of course I almost forgot my mini obsession about One Block Wonder.

Corey is having a break from teaching collage/appliqué but will be back next year.

Another one having a break for a term is **Tricia**; she will be back with, no doubt a large quilt next time.

Christiane Robert is launching her quilt teaching career next term. She is already a teacher and comes to quite a few classes, so you may know her. She is a French speaker, please show support for her debut class, making a belt bag.

Tina Eid, a long time Yukoner, is a new recruit to work at the counter. Please make her welcome. The rest of the crew is as last year and that's just how I like it.

~Ruth and the staff of BPQ

BPQ - meet our great staff



Chris



Lee



Faye



Laurie



Gwen



Audrey



Shannon



Karen



Tara



Tina



Tricia

January

1. Biscuit Giant Pincushions

with Gwen Laxton

Do you sort your pins on your pincushions? Do you need one to help out?

This class will provide instruction for two giant pincushions. Keep one; give the other away as a gift. First night we will make one with 3 strips - 1 1/2" WOF. The second evening you'll need 2 - 2 1/2" WOF.

Once made, I realized just how 'giant' they are and what fabulous door stops they would make - or even a weight for your ruler when cutting.

Wednesday, January 7th 6:00-9:30pm

Thursday, January 8th 6:00-9:30pm

\$70.00 + pattern



2. QuiltStart

with Ruth Headley

This class is designed for those who have no experience in quilting, or for those who want to get back to basic skills. The class has two components: Introduction to Quilting where you learn about the basic equipment and materials needed as well as learning about your machine, and QuiltStart where you will make a table runner in the Rail Fence design.

This class provides the rudiments of quilting and prepares you to work on any number of projects afterward. This class is comprised of 14 hours of class time and up to 4 hours of extra sewing to complete the project.

Introduction to Quilting:

Wednesday, January 14th 6:00-9:30pm

Class:

Monday, January 19th 6:00-9:30pm

Tuesday, January 20th 6:00-9:30pm

Wednesday, January 21st 6:00-9:30pm

\$80.00

3. Daytime QuiltStart

with Ruth Headley

Please see description #2

Introduction to Quilting:

Wednesday, January 14th 6:00-9:30pm

Class:

Monday, January 26th 9:00am-4:00pm

Tuesday, January 27th 9:00am-4:00pm

\$80.00



4. The Circle Pillow

with Ruth Headley

This is such a fun project, using up lots of precious scraps or be more organized and have a plan. Needless to say I am going to use some fat quarters that I have been saving for a long time. The other great thing about this pattern is the quilting. It's a small project and it will be exciting to practice free-mo on it. Suitable for all levels.

Friday, January 16th 6:00-9:30pm

Thursday, January 29th 6:00-9:30pm

\$70.00 + pattern



5. Stained Glass

with Tara Schultz

Join me in making one of these stunning stained glass projects designed by local artist Lise Merchant. We will use her raw edge technique, which works for any stained glass project you choose. If this is your first stained glass quilted piece, kits are available to make it a bit easier. You should be able to get the mini stained glass size completed in this class. Or feel free to bring in a piece you've already started and just need some help finishing.

Saturday, January 17th 9:00am-4:00pm

\$70.00 + pattern or kit



Special Dates at BPQ

Open Christmas Eve

Wednesday, December 24th

we close at approximately 3:00pm

New Year re-opening

Friday, January 2nd

we re-open at 10:00am

Class Sign-up Day ~Saturday, January 3rd

9:00am to 4:00pm

New Term Sale ~Saturday, January 10th

9:00am to 4:00pm

~Sunday, January 11th

10:00am to 4:00pm

Heritage Day ~Friday, February 20th

closed

BPQ 23rd Birthday ~Saturday, February 21st

CAKE! CAKE! CAKE!

Easter Weekend ~Friday, April 3rd-Monday, April 6th

closed

Machine Servicing ~TBA

get your name on the list

Quilters without Borders



This group of quilters meets at Bear's Paw Quilts every Thursday from 10am to 2pm to make quick quilts to donate to those in need. Come in and sew with us.

6. Sew Far Behind

with Tara Schultz

What an opportunity this is, a whole day to come to grips with some of those unfinished projects. It's quiet, lots of space, no distractions and a teacher on hand to help you work out those problems...and all for a fabulous price.

Sunday, January 18th 9:00am-4:00pm
\$25.00

7. One Block Wonder

with Ruth Headley

Oh who knew that I would teach it again, for me it will be the 21st time I have taught this pattern and I have made about 24. Anyway, it is always an original when it's done, and we usually make it a big one good for Queen or King. One time I made a baby quilt and a wall hanging, another time I did a headboard for the bed and a bed runner. The trick is to choose the correct fabric, you only need one fabric, 4 meters, it must be interesting, colourful and not have too much background. I do hope that the class goes otherwise I can't make another one.




Thursday, January 22nd 6:00-9:30pm
Tuesday, February 3rd 6:00-9:30pm
Wednesday, February 18th 6:00-9:30pm
Saturday, February 28th 9:00am-4:00pm
\$130.00 + book

8. Zoo Keeper 2

with Karen Berrel

Here is another lovely pieced child's quilt from Sew Fresh Quilts; this time, monkeys and elephants "hang out" together. I adjusted a couple of the cutting instructions, but piecing instructions are basically straight seams, with a few half square triangles and stitch and flip areas thrown in for good measure. This designer's piecing instructions are quite thorough. Stay organized, and get your accurate 1/4" ready to roll out this sweet quilt for your happy "camper"/potential zoo keeper.



Saturday, January 24th 9:00am-4:00pm
Friday, January 30th 6:00-9:30pm
\$90.00 + pattern

Classroom Etiquette

We are constantly adding new students to our classes and so I have dug out the advice sheet.

- ◆ We have new chairs, they can be raised and lowered, but they are stiff and it's hard to raise them. We have cushions if you need them, but the old rule that said lower them at the end of class is now reversed. *Please do not lower them now.*
- ◆ Please use the cloakroom, just beyond the kitchen, for your coat as hanging them on your chair makes the classroom more crowded.
- ◆ After some complaints, we ask you not to chew gum. Food and drink is welcome, as long as you are careful.
- ◆ No bottles or cans in the black buckets in the classroom, all fast food containers can be recycled. If in doubt, leave them in the kitchen and I will deal with them. All paper goes into the blue bin, close to the cutting table.
- ◆ While in class please be considerate with your phone, put it on vibrate and leave the classroom for long conversations.

Be Prepared for Class

- ◆ Every class includes a "pre-class prep" list. It is essential that you read this and follow the instructions.
- ◆ At the time of sign-up you must buy a pattern. Please read it through before the class, so that you are a bit familiar with the technique.
- ◆ Every class includes a fabric and equipment requirement sheet from your teacher. Please read it carefully and ensure that you **BRING EVERYTHING THAT YOU NEED** to your class. This makes the class go smoothly for everyone.
- ◆ Always bring your own rotary cutter. Ours get a lot of use and are often not as sharp as yours.
- ◆ Your quilting equipment (rulers and cutters) need to be labelled as they all look alike, just write your initials in black marker.
- ◆ Needles, threads and notions should be purchased before the class. This can be done if you arrive early, but it is not fair to the teacher or other students if she has to start the class as a teacher and then become the shopkeeper.
- ◆ Weeknight classes start promptly at 6:00pm
Saturdays are 9:00am to 4:00pm
as we close at 5:00pm.
Sundays start at 9:00am and finish at 4:00pm
- ◆ Please **ARRIVE EARLY** so that you can set up your machine, and be organised so that the class can start on time, or even a few minutes early if everyone is present and ready.
- ◆ We are always here to help if you have problems before the class happens. Many teachers give out their phone numbers too, as they are willing and eager to help to ensure the class runs smoothly.

**Have fun and make new friends, we all love teaching you.
Thank you.**



Bears-Paw-Quilts



Pine Tree Quilters

- Reasonable membership fees
- Mystery Quilts
- Monthly Retreats
- Mini Workshops

We invite new and 'seasoned' quilters, alike to inquire about joining our fun quilting group.

Call May Gudmundson 668-4736 for more information.

9. Bernina Club

with Ruth Headley

BERNINA

In this class you will be making a small project that enables you to feel more comfortable with your wonderful machine. It is especially useful for new owners who get a free year membership if you bought your machine at BPQ. The nominal \$20.00 kit fee is required for all others. Everyone who owns a Bernina, however long you have had it, is more than welcome to attend. Every month you need to sign up once you see the project and we have the sign-up sheet ready.

Wednesday, January 28th

12:00-3:30pm or 6:00-9:30pm

\$20.00 Kit Fee (after first year)

BERNINA OWNERS

February

10. Courtside

with Tara Schultz

• ALL LEVELS •

Pickleball or tennis anyone? You can't play a racquet sport without a bag to carry your paddle or racquet and other necessities in. With this customized bag, yours won't get mixed up with anyone else's. Join me in making one of these bags for yourself or a friend.

Sunday, February 1st

9:00am-4:00pm

Friday, February 13th

6:00-9:30pm

\$90.00 + pattern



Gloria is a local artist and after a get together we decided to have some of her paintings printed on fabric. What fabulous images she has painted over the years.

We started with panels of the delphinium and fireweed. I used some to make a sample of an Attic Window and my Scenesational pattern as well as a cushion sample.

Gloria and I chose more images to get printed this year. It is very exciting to have these panels that are exclusive to Bear's Paw Quilts. I hope that everyone loves them as much as we do.

Gloria Andison Fabric Art Panels



**BEAR'S PAW
QUILTS**



BERNINA

made to create

quality from top to bobbin

BERNINA 335

the contemporary enthusiast



\$2150.00

perfect for small sewing rooms

- BERNINA Free Hand System

BERNINA

Series 3 advantages

- Modern design & compact size
- Powerful DC motor
- Centrally positioned, colour, 4.3-inch touch screen
- Bright LED sewing light
- Adjustable presser foot pressure
- Adjustable thread tension
- Semi-automatic needle threader
- 5.5 mm stitch width
- Large selection of stitches & fonts
- Free arm for sewing tubular pieces
- Slide-on freearm extension table
- Quick Help
- Setup program
- USB port
- Short & Long-term memory

BERNINA 325

the stylish entry-level model



\$1800.00

big potential-compact machine

BEAR'S PAW
QUILTS

We are your Bernina source

11. QuiltStart

with Ruth Headley

BEGINNER

Please see description #2

Introduction to Quilting:

Monday, February 2nd 6:00-9:30pm

Class

Monday, February 9th 6:00-9:30pm

Tuesday, February 10th 6:00-9:30pm

Wednesday, February 11th 6:00-9:30pm

\$80.00

12. Twist and Turn

with Ruth Headley

ALL LEVELS

Very unusual place mats. The twist and turn refers to the pleats in the fabric that have been created. Small amounts of co-ordinating fabric are needed so the colour choices are fairly easy. It's definitely good for beginners and will make a great gift.



Wednesday, February 4th 6:00-9:30pm

Friday, February 6th 6:00-9:30pm

\$70.00 + pattern



13. Twisted Baby Quilt

with Gwen Laxton

ALL LEVELS

Do you know anyone expecting a new bundle of joy? This lovely quilt would make a great gift. This class is based on the Twisted Table runner pattern by Lisa Moore. If you don't need a baby quilt then maybe you'd like a table runner. In the class we will learn how to make these lovely twists.

Saturday, February 7th 9:00am-4:00pm

\$70.00 + pattern

14. Sew Far Behind

with Karen Berrel

Please see description #6

Sunday, February 8th 9:00am-4:00pm

\$25.00


We Have Gone Green

Bring your own cloth bags with you
- or even better, make one to use. We have patterns too!

15. Flower Power

with Karen Berrel

• ALL LEVELS •

 I have wanted to try paint pouring techniques ever since I first saw them demonstrated. When an article by quilt artist, Rhonda Schmeltzer, came out in the Autumn, 2022 issue of Art Quilting Studio magazine, speaking to the use of paint pours as part of the art quilt making process, I was hooked! Using Rhonda's "recipe" (with a few adaptations) and methods as inspiration, we will be making our own (small-ish) art quilts, accentuated by paint pours of our own making. We may use our own unique focal piece, or a small panel, as inspiration for our finished art quilt. Whatever we choose to start with, get ready to have some messy fun as we race to the finish!! (A \$15 - \$20 materials fee will be collected at the first class.)



Saturday, February 14th 9:00am-4:00pm

Friday, February 27th 6:00-9:30pm

\$90.00 + \$15 - \$20 materials fee

16. Exploding Heart of Canada

with Terry Funk

• CONFIDENT •

 This is a new version of Exploding Heart that features a Canadian flag in the center and has the heart exploding around it. This is a very detailed quilt with many different blocks constructed from half square triangles put together with solid blocks.

72" x 72"



Sunday, February 15th 9:00am-4:00pm

Sunday March 1st 9:00am-4:00pm

\$120.00 + pattern

17. Colour 1

with Laurie Jacobsen

• ALL LEVELS •

 Join us for an evening of fun as we play with fat quarters to explore the colour wheel basics, intensity, tone, texture and fabric choices. This introductory colour theory course designed by Karen Mills is perfect for the beginner or advanced quilter or anyone looking to add a little colour pizzazz to their quilts.



Monday, February 16th 6:00-9:30pm

\$35.00 + colour wheel




Let your stitching be the star!

18. Chain Link

with Ruth Headley

• ALL LEVELS •

 I loved this pattern the first time I saw it and I have waited a few terms to make it. It has instructions for various sizes up to King. I am making a Queen, which they said would be 76" square. I don't like square quilts very much so I have added another row. It's all based on fat quarters and I chose 2 colour ways. You could do the background in a single fabric or a variety. It seems like a lot of stitching but it goes fast once the cutting is done. It's only good piecing, nothing complicated, so it could be your first bed quilt if you are a beginner.



Tuesday, February 17th 6:00-9:30pm

Thursday, February 26th 6:00-9:30pm

Saturday, March 14th 9:00am-4:00pm

\$120.00 + pattern

19. Happy Birthday Retreat

With all the keenos we can squash in the classroom!

We will start on the Thursday as soon as the Skills Quilt group have vacated the classroom. It's warm and cosy down in our shop and we often achieve a lot at this retreat. Come and go as you please, we start usually about 8:00am and stop about 9:00pm but as I said you don't have to keep those hours, we have early birds and late sewers. We usually get into small groups and order delivery or someone will go and collect, this way you can arrange your eating to your liking. We are closed on the Friday, open on the Saturday and closed on the Sunday. On the Saturday we celebrate our birthday with Mary-El Kerr's chocolate cake.



Every one can come and share the cake and see what we are up to.

Thursday, February 19th 6:00pm to


Sunday, February 22nd at about 3:00pm


\$40.00 books you a seat

20. Machine Binding

with Laurie Jacobsen

• ALL LEVELS •

 Learn how to attach a binding entirely by machine. No hand stitching! Come away from this class with a set of step-by-step samples that will guide you through your next project and hands-on practice that will have you well on your way to the perfect machine binding. Just in time to bind a new set of summer placemats!



Monday, February 23rd 6:00-9:30pm

\$35.00



BPQ stocks these great threads:
Aurifil • King Tut
Mettler
Marathon • Superior

21. Bernina Club

with Ruth Headley
Please see description #9

Wednesday, February 25th
12:00-3:30pm or 6:00-9:30pm
\$20.00 Kit Fee (after first year)

BERNINA

March

22. QuiltStart


with Ruth Headley
Please see description #2

Introduction to Quilting:
Tuesday, March 3rd 6:00-9:30pm
Class
Monday, March 9th 6:00-9:30pm
Tuesday, March 10th 6:00-9:30pm
Wednesday, March 11th 6:00-9:30pm
\$80.00

23. Introduction to the BSR (Bernina Stitch Regulator)

with Chris Mahar

Did you get a BSR (stitch regulator) when you bought your machine? The regulator is to assist you in obtaining even stitches when free motion quilting. Learn the basics of using your BSR and tips and tricks for each mode. Best of all, you will have a full night to practice your free motion quilting trying new designs available for the evening of fun. Try different free-motion quilting techniques with different threads, stitches and even needles.



Wednesday, March 4th 6:00-9:30pm
\$35.00

Ironing mat! ...but why?

- protects surfaces, iron anywhere
- 1/2" thickness retains heat
- pin projects to mat for easy blocking
- quality mat with smooth surface
- portable



17" x 17" & 17" x 24"
in stock now at

**BEAR'S PAW
QUILTS**




24. Shuffle

with Chris Mahar

Simple but beautiful. This pattern will adorn any table in a jiffy. Use this pattern to make your next table runner, placemats or both. It is an easy pattern, that follows a log cabin design, making it easy for beginners or those wishing for a quick project. It's easy to add other colours or tones to the background to create new looks.

Thursday, March 5th 6:00-9:30pm
Wednesday, March 18th 6:00-9:30pm
\$70.00 + pattern



Class credits

We offer you the opportunity to earn 1/2 price and even **free classes**. Each class you attend will give you points towards this goal. This is in addition to the free meters of fabric you can earn by using your BPQ fabric card.

3 points = 1/2 price class

6 points = 1 free class

The points do not carry forward from one teaching session to the next, but your free class can be used or saved.

What the symbols mean

beginner/confident level class

1 point

challenging level class

1/2 point

Class Level Guide

In an attempt to guide you to the degree of difficulty in each class we have designated the following words:

BEGINNER



Those straight from QuiltStart would manage these classes and every other level are welcome, of course.

CONFIDENT



If you were an experienced sewer before QuiltStart this would be do-able, or if you have made a few quilts and you feel confident.

CHALLENGING



These require considerable experience in quilting, and will take time and patience. But you have to sew your first challenging quilt sometime.

This is only a guide to let you know what to expect from a class.

25. Quillow

with Karen Berrel

• ALL LEVELS •

According to the Oxford English Dictionary, a quillow is "A quilt that can be folded into an attached pocket to form a pillow." Whaaaaaat?!!?

A decorative cushion AND a snuggle quilt in one fun package? Sign me up! You may remember these lovely items from years past; I'm here to tell you that they deserve a comeback. They can be made as simple or as complicated as your heart desires. You can use left-over blocks, or small panels, or scraps (or any combination thereof) to form the front of your cushion, and can pretty much form the "quilt" part in the same manner. Quilting can be complicated (great practice for your free motion skills!), or simple - maker's choice! Time to make a quilt and cushion in one fell swoop!

Friday, March 6th 6:00-9:30pm
Friday, March 13th 6:00-9:30pm
\$70.00 + pattern



26. Cascades

with Chris Mahar

• ALL LEVELS •

This pattern got its name due to the cascade of bright accents spilling down the quilt. The look depends on your choice of material but the simplicity is that this is made from simple, four and nine patch blocks. The blocks are placed diagonally so you can also perfect set in and corner triangles. The final look depends heavily on the chosen colour, pattern and tone mix. The pattern is fat quarter friendly so lots of different materials can be used. Come and take the class and make your own cascade creation.

Saturday, March 7th 9:00-4:00
Monday, March 16th 6:00-9:30pm
Friday, March 27th 6:00-9:30pm
\$120.00 + pattern



27. Colibri

with Tara Schultz

• ALL LEVELS •

How cute is this!...an appliqué project to remind us that spring is just around the corner. We will use the raw edge appliqué technique on this little number. The finished size is 11" x 14", so it would be a nice place to start if you're new to appliqué.

Sunday, March 8th
9:00am-4:00pm
\$70.00 + pattern



28. Tasty Table Runner

with Laurie Jacobsen

• ALL LEVELS •

The braided table runner that brings pizzazz to a table! TASTY can be made with your favourite coordinating batiks, small-scale prints or orphaned 2 1/2" strips. This table runner comes together with no Y seams!

Sunday, March 15th 9:00am-4:00pm
\$70.00 + pattern




29. Toe the Lime


with Laurie Jacobsen

• ALL LEVELS •

Toe the Lime features rows of broken and staggered rectangles and is a terrific showcase for any fabric collection, including large scale prints. The pattern makes a Queen size quilt, 72" x 85," but you can easily adjust it to create any size. Easy cutting and piecing!

Tuesday, March 17th 6:00-9:30pm
Saturday, March 28th 9:00am-4:00pm
\$90.00 + pattern







Bernie & Shelley
the dynamic duo
are coming again
this June

sign-up
now
for
machine
servicing

**BEAR'S PAW
QUILTS**



**BEAR'S PAW
QUILTS**



**northern sky
fabrics**

...ahem,
our collection is
out of this world!



...what!? You don't have "Perfect Scissors" yet?

...well Karen Kay Buckley &
**BEAR'S PAW
QUILTS**
can help fix that ☺



30. Free Motion Quilting

with Ruth Headley

• ALL LEVELS •

✂️ This is a cute quilt made from a Jelly Roll or strips cut from your stash. A light and dark background piece in each block creates a secondary design. Choose from any size from Baby to King.

Thursday, March 19th 6:00-9:30pm

Friday, March 20th 6:00-9:30pm

\$70.00

31. Get In Line

with Terry Funk

• BEGINNER •

✂️ This is a cute quilt made from a Jelly Roll or strips cut from your stash. A light and dark background piece in each block creates a secondary design. Choose from any size from Baby to King.


Saturday, March 21st

9:00am-4:00pm

Sunday March 29th

9:00am-4:00pm

\$120.00 + pattern



32. Sew Far Behind

with Laurie Jacobsen

Please see description #6

Sunday, March 22nd 9:00am-4:00pm

\$25.00

New Term Sale!

Sign-up is on January 3rd, a Saturday, of course. Most classes start AFTER the sale. This is a great opportunity to buy supplies and fabric for your classes.

Do not miss our New Term Sale.

The 30% fabric will drop down to **50%** and there will be a table of new **30%** off All the rest of the fabric will be priced at **15%**

The sale will start on:

Saturday, January 10th

9:00am to 4:00pm

Sunday, January 11th

10:00am to 4:00pm



YOU help to sustain our community*

THINK LOCAL
buy local!

Local business owners
are your friends
& neighbours

every small purchase makes a big difference

33. Bernina Club

with Ruth Headley
Please see description #9

Wednesday, March 25th
12:00-3:30pm or 6:00-9:30pm
\$20.00 Kit Fee (after first year)



34. Pick up Sticks

with Ruth Headley



It's the size of a wall hanging, but could be a baby quilt. Mine may end up as a bed runner, or halve it for a table runner. It's a modern pattern and is pretty simple to make, everyone's will look different, it depends where you slash it. It comes from a Stack, Slash and Sash book by Annie's.

Tuesday, March 31st 6:00-9:30pm
Wednesday, April 8th 6:00-9:30pm
\$70.00 + pattern

We still don't do repairs, alterations or garment making ... but we do have a lot of people coming into the shop inquiring about these services. I decided that we should have a list of places where they can get help, so please spread the word.

Men's World

~repairs, alterations and garment making
95 Lewes Blvd
667-2817

Rita

limited hours, call for an appointment
333-6141

Renueva

~repairs & alterations
Mon-Fri 10:30am-2:00pm
4133 4th Ave (corner of Wood St)
689-9794

Coco

~repairs, alterations & garment making
3161 3rd Ave
687-9769

BERNINA

April

35. Haralson Belt Bag

with Christiane Robert



Learn how to create a versatile belt bag that's perfect for everyday use. This compact design from Noodlehead features a back zippered pocket for easy access to your phone, a spacious interior, and an additional zippered pocket inside. Start gathering recycled materials such as canvas or cotton twill from older bags, D-rings, 1-inch purse strap, and zippers. With these supplies, you'll craft a practical, eco-friendly bag that combines functionality and style!



Wednesday, April 1st 6:00-9:30pm
Saturday, April 11th 9:00am-4:00pm
\$90.00 + pattern

36. Sew Far Behind

with Gwen Laxton

Please see description #6

Sunday, April 12th 9:00am-4:00pm
\$25.00

37. Haines Junction Retreat

with spring in the air & a need to get some project finished As always we are in the St. Elias conference centre, where we have a huge amount of space, to cut, sew and display our completed projects. Most



of us stay at the Alcan Inn and the rooms are already booked. Some of us go on Wednesday evening and get settled ready for an early start on Thursday.

We have lunch and dinner provided by Grace who has re-opened the Frosty cafe/restaurant, we do love her food.

As we are away for at least 4 days and 3 nights it really does feel like a holiday and so we can bring tons of projects. We do have fun, happiness and freedom.

Thursday, April 16th 9:00am to
Sunday, April 19th 3:00pm
\$250.00-ish + sleeping costs



Celebrating the Art of Quilting

*To promote and educate
regional and local society
members in the art
of quilting*

If you would like to join the Guild or
have any questions please contact:
kluanequiltersguildyukon@gmail.com

Find us on **Kluane Quilters Guild**

All About BPQ Retreats

It has evolved over the years that we do early sign-up for our Quilt Retreats. Rather than waiting for class sign-up days in January and September, we begin the sign-up for these coveted getaways earlier. Don't despair, on Facebook, we let you know when sign-up will begin. Keep your eyes open for registration.

Location	Sign-up begins	Retreat Date
BPQ Birthday	January	late-February
Haines Junction	mid-October	April
Longest Day	April	late-June
Haines Junction	mid-June	late-September
Inn on the Lake	June	mid-November

Bear's Paw Quilts - Workshop Policies

Classes are open on a first come basis. When a class fills up quickly, we often put people on a wait list and schedule another class.

We request that you leave babies and children at home when you come to a class. Teens are welcome in all our classes.

You are not officially registered until you have paid. GST will be added to class cost. You may pay for a class with Visa, MC, debit card, cash or use your class points.

Cancellation: In the event you cannot attend a class that you have paid for, we will issue credit or transfer you to another class if we receive 7 days notice. If we receive less than 7 days notice, we will give you class handouts, but no refund can be given.

Class Minimum: A class must have 3 students.

Sewing Machines: Please bring your own machine in good working order. An instruction manual for the machine is essential. Don't forget to bring extra machine needles. BPQ does have Bernina sewing machines for rent - see our Sewing Machine Rental Policy.

Supply Lists: are available for each class at the time of registration. Read it carefully and bring everything on the list.

Place: All classes are in the BPQ classroom. Ironing boards and irons are provided. 2 large cutting mats are provided. Please bring anything else you may need, and label all your personal equipment.

BPQ - meet our teachers



Tara



Ruth



Terry



Karen



Laurie



Chris



Christiane



Gwen

Bear's Paw Quilts - Sewing Machine Rental Policy

- ◆ In the interest of encouraging beginners to quilt, Bear's Paw Quilts has purchased entry-level Bernina's that are available for rent.
- ◆ Cost of machine rental is \$40 per day or \$20 for half a day **or less**.
- ◆ The rental machine must be booked and paid for at the time of class registration. In the event you wish to cancel either the machine rental or the class, you will recover full credit for your payment only if we receive the cancellation **7 days before the class date**.
- ◆ At the time you book the sewing machine, you must make an appointment for a brief instruction on the use of the machine.
- ◆ The machine is kept on the shop premises at all times. You may not take it home.
- ◆ You must provide your **own thread, machine needles**, personal sewing equipment and supplies. Any bobbins that you use must be left with the machine at the end of the rental period.

January

- 2nd (Friday) shop re-opens
- 3rd (Saturday) SIGN-UP DAY
- 7th & 8th (Wednesday/Thursday) Biscuit Pincushions **1**
- 10th & 11th (Saturday/Sunday) NEW TERM SALE
- 14th, 19th, 20th, & 21st
(Wednesday/Monday/Tuesday/Wednesday) QuiltStart **2**
- 14th, 26th, & 27th
(Wednesday/Monday/Tuesday) Daytime QuiltStart **3**
- 16th & 29th (Friday/Thursday) Circle Pillowcase **4**
- 17th (Saturday) Stained Glass **5**
- 18th (Sunday) Sew Far Behind **6**
- 22nd, February 3rd, 18th & 28th (Thursday/
Tuesday/Wednesday/Saturday) One Block Wonder **7**
- 24th & 30th (Saturday/Friday) Zoo Keeper **8**
- 28th (Wednesday) Bernina Club **9**

February

- 1st & 13th (Sunday/Friday) Courtside **10**
- 2nd, 9th, 10th & 11th
(Monday/Monday/Tuesday/Wednesday) QuiltStart **11**
- 4th & 6th (Wednesday/Friday) Twist and Turn **12**
- 7th (Saturday) Baby Twist **13**
- 8th (Sunday) Sew Far Behind **14**
- 14th & 27th (Saturday/Friday) Flower Power **15**
- 15th & March 1st
(Sunday/Sunday) Canadian Exploding Hearts **16**
- 16th (Monday) Colour 1 **17**
- 17th, 26th & March 14th
(Tuesday/Thursday/Saturday) Chain Link **18**
- 19th to 22nd (Thursday evening to Sunday afternoon)
Birthday Retreat **19**
- 23rd (Monday) Machine Binding **20**
- 25th (Wednesday) Bernina Club **21**

March

- 3rd, 9th, 10th & 11th
(Tuesday/Monday/Tuesday/Wednesday) QuiltStart **22**
- 4th (Wednesday) Introduction to the BSR **23**
- 5th & 18th (Thursday/Wednesday) Shuffle **24**
- 6th & 13th (Friday/Friday) Quillow **25**
- 7th, 16th & 27th (Saturday/Monday/Friday) Cascades **26**
- 8th (Sunday) Colibri **27**
- 15th (Sunday) Tasty **28**
- 17th & 28th (Tuesday/Saturday) Toe the Lime **29**
- 19th & 20th (Thursday/Friday) Free Motion Quilting **30**



April

- 21st & 29th (Saturday/Sunday) Get in Line **31**
- 22nd (Sunday) Sew Far Behind **32**
- 25nd (Wednesday) Bernina Club **33**
- 31st & April 8th (Tuesday/Wednesday) Pick up Sticks **34**
- 1st & 11th (Wednesday/Saturday) Haralson Belt Bag **35**
- 3rd, 4th 5th & 6th (Friday to Monday) Easter CLOSED
- 12th (Sunday) Sew Far Behind **36**
- 16th to 19th (Thursday to Sunday) Haines Junction Retreat **37**

Very Important Days

SATURDAY SAVERS

JAN.	3rd	Books and Patterns	15%
	10th	Grunge	15%
	17th	Batiks	15%
	24th	Fat Quarters	4 for the price of 3
	31st	Notions	15%
FEB.	7th	Threads	15%
	14th	Bernina Accessories	15%
	21st	Remnants	additional 15%
	28th	Flannels	15%
MAR.	7th	Batting	10%
	14th	Grunge	15%
	21st	Blenders	15%
	28th	Notions	15%
APR.	4th	CLOSED	(Easter)
	11th	Batiks	15%
	18th	Pre-cuts	15%
	25th	Threads	15%
MAY	2nd	Books and Patterns	15%
	9th	Batiks	15%
	16th	Fat Quarters	4 for the price of 3
	23rd	Flannels	15%
	30th	Northern Fabrics	15%

COLOUR MONTH

JUNE	6th	Black & White	15%
	13th	Green & Yellow	15%
	20th	Blue & Purple	15%
	27th	Red & Pink	15%
JULY	4th	Neutrals	15%
	11th	Christmas	15%
	18th	Notions	15%
	25th	Kits	15%
AUG.	1st	Blenders	15%
	8th	Threads	15%
	15th	Notions	15%
	22nd	Remnants	additional 15%
	29th	Panels	15%

A quilt is a hug from the universe when you need it