


BEAR'S PAW QUILTS



100 - 2093 2nd Avenue, Whitehorse, Yukon, Canada Y1A 1B5
Phone: (867) 393-BEAR (2327) www.bearspawquilts.com
twitter @BearsPawQuilts1 f Bears-Paw-Quilts

Class Sign-up day is January 6th, 9am-4pm
Classes fill quickly - don't be disappointed.

NEWSLETTER

January 2024

Here we go again, another cycle begins.

We did have a great teaching term this fall; some classes were so popular that they went to a second session. We love that, as it proves that the teachers are making good choices. Other classes were bursting at the seams. Mostly this term, I was impressed by how many quilts were completed, tops done, quilted and binding on. Well done all those who have a quilt to show for all the effort.

The technique classes were well attended too, machine quilting and bindings. This means we can run them again this term.

It is obvious that bag making is still popular, in classes and in Bernina Club.

We had great success with hand stitching projects, which are good for sitting by the campfire or travelling.

We have a great variety of classes this term, so a big thank you to the teachers for being so innovative and enthusiastic.

There are slight changes in the staff, **Dianne Hart** has retired from her career, and she and her husband are embarking on travelling for a prolonged time before they sell up and leave the

Yukon. So, sadly she will not be teaching at the shop again. Thank you so much Dianne for your effort and enthusiasm in the classroom, **we will miss you.**

New to our team is **Tricia McIntyre** who has been helping out on the counter on Saturdays. She is a very talented quilter and was very excited when I asked if she would like to teach, **welcome to the teaching team.**

Personally I have had a trying time since we started in September. The long days take their toll, but I am improving all the time and have little or no pain in my new knee. I really appreciate all the extra help that I get from the staff and the customers. By the end of the day the stairs are a bit daunting with a heavy bag.

In the last newsletter I listed **"who works when"** so that you get to know the newer staff. But oh how things change - Chris is off on a giant Antipodean trip and Audrey is off to her Hawaiian holiday, both in January, so Monday and Friday will look different. We also wear name tags to help you get to know us better.

~Ruth and the staff of BPQ



Bernie and Shelley

The dynamic duo are coming again this summer. They are here primarily to service our machines. Last year they got through them by the skin of their teeth. So we are now taking names and will eventually stop adding to

the list, so you need to get organized.

June 27th is their start day. I'm not clear as to the end date, but last time they were here for 10 days.



Sign-up is on January 6th,

a Saturday, of course. One QuiltStart session is offered starting on January 9th, but the rest of the classes start AFTER the sale.

This is a great opportunity to buy supplies and fabric for your classes.

Do not miss our New Term Sale.

The 30% fabric will drop down to **50%** and there will be a table of new **30%** off. All the rest of the fabric will be priced at **15%**

The sale will start on:

Saturday, January 13th

10:00am to 4:00pm

Sunday, January 14th

10:00am to 4:00pm

Sale, Sale, Sale!

January

Please note changes to class times!

details page 11



1. QuiltStart

with Ruth Headley

BEGINNER

This class is designed for those who have no experience in quilting, or for those who want to get back to basic skills. The class has two components: Introduction to Quilting where you learn about the basic equipment and materials needed as well as learning about your machine, and QuiltStart where you will make a table runner in the Rail Fence design. This class provides the rudiments of quilting and prepares you to work on any number of projects afterward. This class is comprised of 14 hours of class time and up to 4 hours of extra sewing to complete the project.

Introduction to Quilting:

Tuesday, January 9th 6:00-9:30pm
Class:

Monday, January 15th 6:00-9:30pm

Tuesday, January 16th 6:00-9:30pm

Wednesday, January 17th 6:00-9:30pm

\$80.00



2. Eclipse

with Karen Berrel

ALL LEVELS

I love circles! Using a cut-a-round ruler and a technique developed by quilt designer Karla Alexander, we will make this table runner in the simplest method possible. If you make the rectangles and circles in a larger size, you can even turn this piece into a bed runner. In producing this lovely table runner, you will learn how to cut and sew circles with minimal fabric waste, and how the values of your fabric can make an impact on your quilted pieces. Challenging – Just a bit.

Thursday, January 18th 6:00-9:30pm

Thursday, January 25th 6:00-9:30pm

\$70.00 + pattern

new instructor
for this class

3. Colour 1

with Laurie Jacobsen

ALL LEVELS

Join us for an evening of fun as we play with fat quarters to explore colour families, intensity, tone and texture. This introductory colour theory course is perfect for beginner and advanced quilters. Join us and see how to add a little colour pizzazz to your quilts.

Friday, January 19th 6:00-9:30pm

\$35.00 + colour wheel



4. Walking Foot Quilting

with Ruth Headley

BEGINNER

In this class we use Melissa Marginet's books, a veritable inspiration for beginner quilters. First we practice a little and then we move on to actually quilt place mats or a table runner.

Saturday, January 20th 9:00am-4:00pm

\$70.00 + book

5. Double Pinwheel

with Terry Funk

ALL LEVELS

This "Quilt In a Day" quilt is a very simple pattern even though it looks complicated! Don't be afraid! This quilt can be made scrappy or just two or three colours.

You can make any size you like with large or small blocks. As I said, it's simple! Suitable for all levels.

Sunday, January 21st 9:00am-4:00pm

\$70.00 + pattern



6. Jelly Roll Rug

with Ruth Headley

ALL LEVELS

This great project continues to be popular, and so we've scheduled another one. Make an oval, a rectangle with WOF or a rectangle with fat quarters. Such fun!

Monday, January 22nd 6:00-9:30pm

Friday, January 26th 6:00-9:30pm

\$70.00 + pattern



7. Tulip Tango

with Ruth Headley

CONFIDENT • CHALLENGING

This quilt can be made in different sizes. The first time I made it years ago I made a king, and it was a huge task. I am thinking that a wall hanging would be very dramatic, but maybe

a queen would, too. Our first night will be spent choosing the fabrics and cutting so that on the second night we will get started on the sewing very fast. The pattern may look daunting but the blocks are very repetitive so that helps us sew more efficiently. It really is a fabulous pattern that produces a fabulous quilt. Confidence with the 1/4 inch is essential.

Tuesday, January 23rd 6:00-9:30pm

Thursday, February 1st 6:00-9:30pm

Saturday, February 10th 9:00am-4:00pm

\$110.00 + pattern



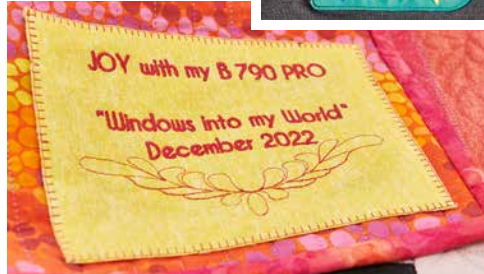
8. Intro to Machine Embroidery

with Gwen Laxton

BEGINNER

So you bought an embroidery machine or are tempted by one. Now what? Well, embroidery machines can do most anything you want from embroidering on garments, towels, hats or just about anything you want to try. In this class we will look at the versatility of your embroidery machine. We will visit the supplies you may require, depending on your project. This is an information session. Come with your questions, ideas and your interest.

Wednesday, January 24th 6:00-9:30pm
\$35.00



Be Prepared for Class!

Preparation for Class

- ◆ At the time of sign-up you must buy a pattern. Many of you like to read it through before the class, so that you are a bit familiar with the technique.
- ◆ Every class includes a fabric and equipment requirement sheet from your teacher. Please read it carefully and ensure that you **BRING EVERYTHING THAT YOU NEED** to your class. This is to make the class go smoothly for everyone. You must always bring your own rotary cutter as ours get a lot of use and are often not as sharp as you would like.
- ◆ Every class includes a “pre-class prep” list. It is essential that you read this and follow the instructions.
- ◆ Needles, threads and notions should be purchased before the class. This can be done if you arrive early, but it is not fair to the teacher or other students if she has to start the class as a teacher and then become the shopkeeper.
- ◆ It is always essential to arrive well before the start time so that you can set up your machine, get organised and do last minute shopping if needed, while I am here to help you.
- ◆ We are always here to help if you have problems before the class happens. Many teachers give out their phone numbers too, as they are willing and eager to help to ensure the class runs smoothly.
- ◆ Generally weeknight classes start at 6:00pm Saturdays are 9:00am to 4:00pm as we close at 5:00pm. Sundays start at 9:00am and finish at 4:00pm
- ◆ Finally please **ARRIVE EARLY** so that the class can start on time, or even a few minutes early if everyone is present and ready.

BPQ - meet our great staff



9. Cash & Carry Bags

with Jocylene Gauthier
• ALL LEVELS •
These little bags are handy for so many uses. During the class you will learn how to make two different sizes as well as a few different styles of these wee bags. You'll also get some tips on how to customize them in order to make your own size. Once you learn how to make them, you may just find yourself making them by the dozen!



Saturday, January 27th
9:00am-4:00pm
\$70.00 + pattern

10. Sew Far Behind

with Karen Berrel
What an opportunity this is, a whole day to come to grips with some of those unfinished projects. It's quiet, lots of space, no distractions and a teacher on hand to help you work out those problems...and all for a fabulous price.

Sunday, January 28th 9:00am-4:00pm
\$22.00

11. Embroidering on Cardstock

with Gwen Laxton
• BEGINNER •
Lots of us have made cards using cardstock paper, stencils, stamps and other items. Have you ever thought about making them with your Embroidery Machine. It is possible. Now you can make cards for all occasions and a lasting gift to go along. There are a few techniques we'll cover: embroidering directly on cardstock, applique cards or combining both.



Tuesday, January 30th 6:00-9:30pm
\$35.00

Quilters without Borders



This group of quilters meets at Bear's Paw Quilts every Thursday from 10am to 2pm to make quick quilts to donate to those in need. Come in and sew with us.

Pine Tree Quilters

- Reasonable membership fees
 - Mystery Quilts
 - Monthly Retreats
 - Mini Workshops
- We invite new and 'seasoned' quilters, alike to inquire about joining our fun quilting group.

Call May Gudmundson 668-4736 for more information.

12. Bernina Club

with Ruth Headley
• BERNINA OWNERS •
In this class you will be making a small project that enables you to feel more comfortable with your wonderful machine. It is especially useful for new owners who get a free year membership if you bought your machine at BPQ. The nominal \$20.00 kit fee is required for all others. Everyone who owns a Bernina, however long you have had it, is more than welcome to attend. Every month you need to sign up once you see the project and we have the sign-up sheet ready.

Wednesday, January 31st
12:00-3:30pm or 6:00-9:30pm
\$20.00 Kit Fee (after first year)

February

13. Bear Tracks

with Karen Berrel
• ALL LEVELS •
The traditional Bear's Paw block, framed and arranged in a lovely manner by designer, Jackie O'Brien, got my attention with this quilt. I decided to use only five fabrics in the making of this quilt, but you can make it more scrappy if you'd like. You will learn how to make many Half Square Triangles at once, resulting in a quilt that can be put together in much less time than you might expect. How appropriate to make Bear Tracks at Bear's Paw Quilts!



Friday, February 2nd 6:00-9:30pm
Friday, February 16th 6:00-9:30pm
\$70.00 + pattern



14. Stained Glass

with Tara Schultz
• CONFIDENT •
Join me in making one of these stunning stained glass quilts designed by local artist Lise Merchant. We will use Lise's technique, which works for any stained glass project you choose. If this is your first stained glass piece or your fourth, kits are available to make it a bit easier. You should be able to get the mini stained glass size completed in the class.

Saturday, February 3rd 9:00am-4:00pm
\$70.00 + pattern or kit

15. Sew Far Behind

with Gwen Laxton
Please see description #10

Sunday, February 4th 9:00am-4:00pm
\$22.00

BERNINA

made to create



BERNINA 735

- Extra large 7" touch screen
- 5.5mm needle swing for more accurate 1/4" seams
- Compatible with old feet



BERNINA 770-QE

- BERNINA Dual Feed
- Patchwork foot 97D included
- BERNINA Stitch Regulator
- 9mm needle swing



BERNINA 570
all-rounder for
sewing, quilting &
embroidery



BERNINA 475
The Quilter's BFF
Perfect for small spaces,
yet powerful enough to
handle thick quilt layers

why a BERNINA?

simply well thought out
Swiss Engineering of
the highest quality



- Jumbo bobbin holds 70% more
- Adaptive thread tension
- BERNINA hook for precise fast & quiet sewing
- Create & save stitch combo's
- Change stitch settings while sewing
- On-screen help
- Support, expert advice and classes from your local dealership

*Beautiful design.
Quality you'll love.
A lifetime of inspiration.*



We are your Bernina source

16. QuiltStart

with Ruth Headley

BEGINNER

Please see description #1

Introduction to Quilting:

Monday, February 5th 6:00-9:30pm

Class

Tuesday, February 13th 6:00-9:30pm

Wednesday, February 14th 6:00-9:30pm

Thursday, February 15th 6:00-9:30pm

\$80.00

Ironing mat! ...but why?

- protects surfaces, iron anywhere
- 1/2" thickness retains heat
- pin projects to mat for easy blocking
- quality mat with smooth surface
- portable



17" x 17" & 17" x 24"
in stock now at



17. Daytime QuiltStart

with Ruth Headley

BEGINNER

Please see description #1

Introduction to Quilting:

Monday, February 5th 6:00-9:30pm

Class:

Monday, February 19th 9:30am-4:00pm

Tuesday, February 20th 9:30am-4:00pm

\$80.00

18. Rustling Leaves

with Tara Schultz

ALL LEVELS

Who doesn't like to cozy up under a warm flannel quilt on a chilly night. This is a versatile pattern that can be made as a pieced flannel quilt or a raggy quilt, with a touch of applique. We'll go through the turned under applique technique as well as the raw edge technique. You choose which method to use.

Tuesday, February 6th 6:00-9:30pm

Friday, March 8th 6:00-9:30pm

\$70.00 + pattern



Please note changes to class times!

details page 11



19. Sticks and Stones

with Laurie Jacobson

Use jelly rolls or fat quarters to make this interesting quilt. Lights, mediums and darks in three or more distinct colours give a twinkling effect and produce many different patterns. Simple cutting and piecing, in all sizes.



Wednesday, February 7th 6:00-9:30pm
Monday, February 12th 6:00-9:30pm
Monday, February 26th 6:00-9:30pm
\$90.00 + pattern



20. Free Motion Quilting

with Ruth Headley

Now we have choices, walking foot quilting is very popular, and trendy but many of you long to become competent at free motion. We get started and then the only way to go is to practice, practice and keep practicing. I love free mo, and hope that you get the bug to get good.

Thursday, February 8th 6:00-9:30pm
Friday, February 9th 6:00-9:30pm
\$70.00

Class Level Guide

In an attempt to guide you to the degree of difficulty in each class we have designated the following words:

BEGINNER




Those straight from QuiltStart would manage these classes and every other level are welcome, of course.

CONFIDENT



If you were an experienced sewer before QuiltStart this would be do-able, or if you have made a few quilts and you feel confident.

CHALLENGING



These require considerable experience in quilting, and will take time and patience. But you have to sew your first challenging quilt sometime.

This is only a guide to let you know what to expect from a class.

Please note changes to class times!

details page 11



21. A Walk on the Beach

with Karen Berrel

This wall hanging is based on an idea I got from Pinterest. By putting together a simple piece, and then "embellishing" the piece with quilting that extends the design of several landscape fabrics onto a border, you can create a very effective art piece. Not comfortable with free motion quilting? This art piece is the perfect way to get started!
Sunday, February 11th 9:00am-4:00pm
\$70.00



22. Antelope Canyon

with Terry Funk

This is a dramatic log cabin style quilt made with 2 Matching Jelly Rolls. There is lots of precise cutting and labeling involved but it's not too difficult. It is one size at 74" x 74". I'm sure you could add borders if you want it bigger. It's suitable for confident beginners on up to very experienced quilters.

Saturday, February 17th 9:00am-4:00pm
Sunday, March 3rd 9:00am-4:00pm
\$110.00 + pattern



23. Thistle

with Tricia McIntyre

This versatile pattern lends itself to lots of colour variations, from a 2 colour quilt to a Layer Cake and others in between. It is easy to alter the size, the designer has made a size chart so everything from baby to King. I made a Queen. An accurate 1/4 inch is essential as always.

Sunday, February 18th 9:00am-4:00pm
\$70.00 + pattern



Bears-Paw-Quilts



...what!?

You don't have "Perfect Scissors" yet?



...well Karen Kay Buckley &

BEAR'S PAW
QUILTS



can help fix that ☺

24. Folded Star Square Hot Pad

with Gwen Laxton

• ALL LEVELS •

Are you looking for a project for your table or to give away as gifts? These little square hot pads are just the thing. They're cute, and can be seasonal depending on the material you choose. You don't need a lot of material. They are made with blocks folded into triangles. These triangles will be layered to form the hot pad. A little machine stitching, binding and voila you're done. On to the next one. If you want attach some together to make a runner.



Monday, February 19th 6:00-9:30pm
Wednesday, February 21st 6:00-9:30pm
\$70.00 + pattern

25. Birthday Retreat

In the sun, with like minded people
We sew in the basement in the classroom so we are slightly restricted in numbers. When we see how many sewers, sorry sewists, there will be, we can make decisions about the food. The Friday is Heritage day, and so the shop will be closed, then open on Saturday, closed again on Sunday. Of course there will be birthday cake on the Saturday, games and fun all weekend.



February 22nd - February 25th
Thursday, 6:00pm to Sunday, 3:00pm
\$TBA

Birthday Celebrations

I know I say this every year, but can you believe that I have lived in Whitehorse for 23 years and spent 21 of those years happily in a basement.

We were in a small, and I mean small, space at the end of the Cutters building on Wood Street. We then moved to this building and we have been in the shop for 20 years. Some days I think that nothing has changed in those years and other days I think that everything has altered. Whatever, I have loved all of it and hope this game goes on longer.

So we are celebrating 21 years of business. I love it when we get a new batch of quilters as we do from QuiltStart. I get to know a whole new group of people, and I notice that new allegiances are made. After QuiltStarters have spent 3 long consecutive evenings sweating over their table runners they have made new friends. Who needs the internet or the bar to build a social life when you have quilting!

It's so rewarding for us to watch women, and a few men, get enthusiastic about this new skill - to see them go on to more complicated and skillful projects.

You fill my heart with joy.

Congratulations to our QuiltStarters



Please note changes to class times! details page 11 

26. Moose on the Loose

with Ruth Headley

  This is a wall hanging made in a combination of flannel and print. There is an element of applique for the moose and the flowers. I have changed the flowers into fireweed, it adds colour and is more appropriate for the Yukon. The background is simple piecing. It's a fairly simple pattern that beginners can do and learn some new techniques.



Tuesday, February 27th 6:00-9:30pm
Wednesday, March 6th 6:00-9:30pm
\$70.00 + pattern

27. Bernina Club

with Ruth Headley
Please see description #7



BERNINA

Wednesday, February 28th
12:00-3:30pm or 6:00-9:30pm
\$20.00 Kit Fee (after first year)

March

28. Water Colour Creation

with Ruth Headley

  This is a technique class, using gridded fusible interfacing. All the pieces are cut into 2 1/2 inch squares and it's all in the placement of these squares. You end up with a piece that is similar to a watercolour painting, with lights, darks and mediums giving the impression of a landscape. It will be a smallish end product, a wall hanging, a cushion or a table topper. Very creative and every piece will be an original.



Friday, March 1st 6:00-9:30pm
Saturday, March 16th 9:00am-4:00pm
\$90.00

Class credits

We offer you the opportunity to earn 1/2 price and even **free classes**. Each class you attend will give you points towards this goal. This is in addition to the free meters of fabric you can earn by using your BPQ fabric card.

   3 points = 1/2 price class

     6 points = 1 free class

The points do not carry forward from one teaching session to the next, but your free class can be used or saved.

What the symbols mean

 = beginner/confident level class  = 1 point

  = challenging level class  = 1/2 point

29. Astral Vision

with Tara Schultz

  Do you love this panel but aren't sure what to do with it? Join me in adding some pieced star blocks and a border to make it a lap size quilt. We'll make some flying geese for the star blocks as well as some half square triangles for the star cluster blocks.

Saturday, March 2nd
9:00am-4:00pm
Monday, March 11th
6:00-9:30pm
\$90.00 + pattern



30. QuiltStart



with Ruth Headley

  Please see description #1

Introduction to Quilting:
Monday, March 4th 6:00-9:30pm
Class
Tuesday, March 12th 6:00-9:30pm
Wednesday, March 13th 6:00-9:30pm
Thursday, March 14th 6:00-9:30pm
\$80.00

31. Underground Blues

with Ruth Headley

  Although it's called Blues I didn't make it in that colour. You can choose one colour and then find the pure, tone, tint and shade as the designer has done with the blues.

I decided that I would choose two colours and find as many different fabrics that fell within the gamut of that colour. That was fun as it is fat quarter friendly, which was useful to help me move my stash along. It also works well with an 8 inch WOF. So win, win on the stash front. It is easy piecing so all you need is an accurate 1/4-inch.

Tuesday, March 5th 6:00-9:30pm
Saturday, March 9th 9:00am-4:00pm
\$90.00 + pattern



To promote and educate regional and local society members in the art of quilting.

If you would like to join the Guild or have any questions please contact:

kluanequiltersguildyukon@gmail.com

32. Sew Far Behind

with Laurie Jacobson

Please see description #10

Sunday, March 10th 9:00am-4:00pm

\$22.00

33. Clam Up Bags

with Jocylene Gauthier

Enjoy spending a day making these adorable little bags in a variety of sizes. Using a

pattern developed by ByAnnie, you'll likely be able to complete at least two of the sizes in the class. Once you learn the technique for making the bag, you won't be able to resist making additional sizes on your own.

Sunday, March 17th 9:00am-4:00pm

\$70.00 + pattern



34. Cabin Jewel

with Ruth Headley

Basically it's a log cabin technique, hence the name. The learning part is the binding-what is known as an iny and an outy edge. The outy corners are easy, we all know how to do those, but the iny ones are the challenge. We are all here to learn something new. The designer's sample is in jewel tone colours so I have chosen something different.

Monday, March 18th 6:00-9:30pm

Saturday, March 23rd 9:00am-4:00pm

\$90.00 + pattern



35. Greased Lightning Jelly Roll Runner

with Laurie Jacobson

This quick and easy runner uses 12 to 14 orphaned Jelly Roll strips and a background fabric. We work with strip sets and a seldom-used quilting technique, a paper template. The results are well worth it!

Tuesday March 19th 6:00-9:30pm

Thursday March 21st 6:00-9:30pm

\$70.00 + pattern



YOU help to sustain our community*

THINK LOCAL
buy local!

Local business owners
are your friends
& neighbours

every small purchase makes a big difference

IN STITCHES
LONG ARM QUILTING SERVICE
TARA SCHULTZ
I'LL BE QUILTING
PHONE: 867 668 1963
EMAIL: INSTITCHES.YUKON@GMAIL.COM
Box 10067
WHITEHORSE, YT Y1A 7A1

Bonnie Gauvin
Bitchin Stitchin
Quilting Service
17 Bamboo Crescent
Whitehorse, YT
Y1A 4Z7
(867) 334-7522
bonnie.gauvin@yahoo.com

Celtic Quilter
Long arm
machine quilting
pantograph
freehand
custom
you create it and I'll quilt it!
Danae Moore
Phone: 867.667.7827
cell: 867.333.0233
celticdreamer@northwestel.net

Margaret Dumkee
Stories Told in Fibre
STUDIO Q in YXY
11 Mossberry Lane
Whitehorse | Yukon
Y1A 5W4
867.332.8186
studioqinyxy@gmail.com

Long Arm Quilting
Hand Stitched Binding
Chrissy Sands
(867) 333 0954
Solstice Stitches
chriissy_sands@hotmail.com

EMPRESS CUSTOM QUILTING
JANET SPINKS
11 CLOUDBERRY LANE
WHITEHORSE, YUKON
Y1A 5W5
867-333-0951

Long Arm Quilting Service
Providing E2E patterns for quilts up to king size on a Gammill Professional Quilting Machine.
Judy Gibbons
materialgirl@northwestel.net



36. Monorail Table Runner

with Laurie Jacobsen

CONFIDENT

It's time to hop aboard the Monorail Quilt Pattern! Gather six fat quarters in a cherished colour-way or a favourite coordinating collection. Add a contrast fabric for depth and interest and you are on the right track to stitch this easy, modern table runner.

Sunday, March 24th 9:00am-4:00pm
\$70.00 + pattern

37. Bernina Club

with Ruth Headley
Please see description #7

BERNINA OWNERS

Wednesday, March 27th
12:00-3:30pm or 6:00-9:30pm
\$20.00 Kit Fee (after first year)




38. Machine Binding

with Laurie Jacobsen

ALL LEVELS

Learn how to attach a binding to a quilt entirely by machine. No hand stitching! Come away from this class with a set of step-by-step samples that will guide you through your next project and hands-on practice that will have you well on your way to the perfect machine binding. Just in time to finish and bind a new set of summer place mats!

Thursday, March 28th 6:00-9:30pm
\$35.00



Special Dates at BPQ

Closed for Christmas

Saturday, December 23rd

we close at approximately 3:00pm

New Year re-opening

Wednesday, January 3rd

we re-open at 10:00am

Class Sign-up Day ~Saturday, January 6th

9:00am to 4:00pm

New Term Sale ~Saturday, January 13th

10:00am to 4:00pm

~Sunday, January 14th

10:00am to 4:00pm

Heritage Day ~Saturday, February 23rd *closed*

BPQ 21st Birthday ~Saturday, February 24th

CAKE! CAKE! CAKE!

Easter Weekend ~Friday, March 29th-Monday, April 1st *closed*

Machine Servicing ~June 27th onwards

get your name on the list

April

39. Burlap Weaving

with Ruth Headley

ALL LEVELS

This piece will be fun to do; we start with a piece of burlap and change it into a landscape. Every completed piece will be an original. We have the most amazing selection of yarns and ribbons and you will get a kit. We can use beads, bits and bobs and tassels. You will get the ideas when you see the sample. It will be a fun filled day and everyone will go home with a completed woven piece. I think I may turn one of mine into a book cover, or part of a bag.



Saturday April 6th 9:00am-4:00pm
\$70.00 + kit

40. Sew Far Behind

with Tara Schultz

Please see description #10

Sunday, April 7th 9:00am-4:00pm
\$22.00

41. Snow be Gone Retreat

with a hint of summer

It's odd talking about the snow being gone and summer on its way as we wait for Christmas. This retreat is held in Haines Junction, we sleep in the Alcan Hotel and sew in the large village centre. We are very spoiled as we have a large table each, a kitchen at our disposal, a great space to display our finished projects and fabulous views over the St. Elias Mountains. All in all the facilities are the best. Lunch and dinner are delivered thanks to Grace, and as she also sells at the gas station we can get breakfast too. We start our retreat on the Thursday morning but some of us go after work on Wednesday to have a relaxing night at the hotel before we start. With permission it is possible to park your RV and sleep in that. It's amazing how many groups of friends attend. It's such a lovely opportunity to socialise. Come and join us for a fun weekend. Sign up soon.

April 18th - 21st

Thursday, early to Sunday, 3:00pm
\$245.00-ish + hotel cost

RULER KIT FOR SIT-DOWN MODELS

Includes:

- Nested Mini Ovals
- Squiggle
- Nested Mini Circles
- Mini 4-in-1
- Mini Straight Line Tool

Get foot #72 for best results

We also have Couching Inserts

available at **BEAR'S PAW QUILTS**

BERNINA
made to create



All About BPQ Retreats

It has evolved over the years that we do early sign-up for our Quilt Retreats. Rather than waiting for class sign-up days in January and September, we begin the sign-up for these coveted getaways earlier. Don't despair, on Facebook, we let you know when sign-up will begin. Keep your eyes open for registration.

Location	Sign-up begins	Retreat Date
BPQ Birthday	January	late-February
Haines Junction	mid-October	April
Longest Day	April	late-June
Haines Junction	mid-June	late-September
Inn on the Lake	June	mid-November

Bear's Paw Quilts - Workshop Policies

Classes are open on a first come basis. When a class fills up quickly, we often put people on a wait list and schedule another class.

We request that you leave babies and children at home when you come to a class. Teens are welcome in all our classes.

You are not officially registered until you have paid. GST will be added to class cost. You may pay for a class with Visa, MC, debit card, cash or use your class points.

Cancellation: In the event you cannot attend a class that you have paid for, we will issue credit or transfer you to another class if we receive 7 days notice. If we receive less than 7 days notice, we will give you class handouts, but no refund can be given.

Class Minimum: A class must have 3 students.

Sewing Machines: Please bring your own machine in good working order. An instruction manual for the machine is essential. Don't forget to bring extra machine needles. BPQ does have Bernina sewing machines for rent - see our Sewing Machine Rental Policy.

Supply Lists: are available for each class at the time of registration. Read it carefully and bring everything on the list.

Place: All classes are in the BPQ classroom. Ironing boards and irons are provided. 2 large cutting mats are provided. Please bring anything else you may need, and label all your personal equipment.

Class Time Changes

By popular demand from staff and customers we have made some changes to our class times.

Sunday classes will run 9:00am-4:00pm
...this includes "Sew Far Behind"

We are changing all evening class times.
Evening classes will run 6:00pm-9:30pm

BPQ - meet our teachers



Jocylene



Tara



Ruth



Tricia



Karen



Laurie



Terry



Gwen

Bear's Paw Quilts - Sewing Machine Rental Policy

- ◆ In the interest of encouraging beginners to quilt, Bear's Paw Quilts has purchased entry-level Bernina's that are available for rent.
- ◆ Cost of machine rental is \$35 per day or \$15 for half a day **or less**.
- ◆ The rental machine must be booked and paid for at the time of class registration. In the event you wish to cancel either the machine rental or the class, you will recover full credit for your payment only if we receive the cancellation **7 days before the class date**.
- ◆ At the time you book the sewing machine, you must make an appointment for a brief instruction on the use of the machine.
- ◆ The machine is kept on the shop premises at all times. You may not take it home.
- ◆ You must provide your **own thread, machine needles**, personal sewing equipment and supplies. Any bobbins that you use must be left with the machine at the end of the rental period.

January

- 3rd (Wednesday) shop re-opens
- 6th (Saturday) Sign-up day
9th, 15th, 16th & 17th
(Tuesday/Monday/Tuesday/Wednesday) QuiltStart **1**
- 13th & 14th (Saturday/Sunday) SALE SALE SALE
18th & 25th (Thursday/Thursday) Eclipse **2**
19th (Friday) Colour 1 **3**
20th (Saturday) Walking Foot Quilting **4**
21st (Sunday) Double Pinwheel **5**
22nd & 26th (Monday/Friday) Jelly Roll Rug **6**
23rd, February 1st & 10th
(Tuesday/Thursday/Saturday) Tulip Tango **7**
24th (Wednesday) Machine Embroidery Demo **8**
27th (Saturday) Cash and Carry Bags **9**
28th (Sunday) Sew Far Behind **10**
30th (Tuesday) Embroidering on Cardstock **11**
31st (Wednesday) Bernina Club **12**

February

- 2nd & 16th (Friday/Friday) Bear Tracks **13**
3rd (Saturday) Stained Glass **14**
4th (Sunday) Sew Far Behind **15**
5th, 13th, 14th & 15th
(Monday/Tuesday/Wednesday/Thursday) QuiltStart **16**
5th, 19th & 20th
(Monday/Monday/Tuesday) Daytime QuiltStart **17**
6th & March 8th (Tuesday/Friday) Rustling Leaves **18**
7th, 12th & 26th
(Wednesday/Monday/Monday) Sticks and Stones **19**
8th & 9th (Thursday/Friday) Free Motion Quilting **20**
11th (Sunday) A Walk on the Beach **21**
17th & March 3rd (Saturday/Sunday) Antelope Canyon **22**
18th (Sunday) Thistle **23**
19th & 21st (Monday/Wednesday) Folded Star **24**
22nd - 25th (Thursday to Sunday) Birthday Retreat **25**
27th & March 6th (Tuesday/Wednesday) Moose on the Loose **26**
28th (Wednesday) Bernina Club **27**

March

- 1st & 16th (Friday/Saturday) Watercolour **28**
2nd & 11th (Saturday/Monday) Astral Vision **29**
4th, 12th, 13th & 14th
(Monday/Tuesday/Wednesday/Thursday) QuiltStart **30**
5th & 9th (Tuesday/Saturday) Underground Blues **31**
10th (Sunday) Sew Far Behind **32**
17th (Sunday) Clam up Bags **33**



Very Important Days

- 18th & 23rd (Monday/Saturday) Cabin Jewel **34**
19th & 21st (Tuesday/Thursday) Greased Lightning **35**
24th (Sunday) Monorail **36**
27th (Wednesday) Bernina Club **37**
28th (Thursday) Machine Binding **38**
6th (Saturday) Burlap Weaving **39**
7th (Sunday) Sew Far Behind **40**
18th - 21st (Thursday to Sunday) Snow Gone Retreat **41**

April

SATURDAY SAVERS

JAN.	6th	Books and Patterns	15%
	13th	New Term Fabric Sale	15% - 50%
	20th	Fat Quarters	4 for the price of 3
FEB.	27th	Batik	15%
	3rd	Notions	15%
	10th	Grunge	15%
	17th	Flannels	15%
MAR.	24th	Threads	15%
	2nd	Batting	10%
	9th	Remnants	additional 15%
	16th	Bernina Accessories	15%
APR.	23rd	Blenders	15%
	30th	closed (Easter)	
	6th	Pre-cut Fabrics	15%
MAY.	13th	Fat Quarters	4 for the price of 3
	20th	Batik	15%
	27th	Notions	15%
	4th	Books and Patterns	15%
JUNE.	11th	Kits	15%
	18th	Threads	15%
	25th	Blenders	15%
JULY.	COLOUR MONTH		
	1st	Black & White	15%
	8th	Green & Yellow	15%
	15th	Blue & Purple	15%
	22nd	Red & Pink	15%
	29th	Neutrals	15%
	6th	Batik	15%
	13th	Fat Quarters	4 for price of 3
	20th	Notions	15%
	27th	Grunge	15%
AUG.	3rd	Flannels	15%
	10th	Threads	15%
	17th	Pre-cut Fabrics	15%
	24th	Batting	15%
31st	Remnants	additional 15%	

To quilt is human, to finish divine.