
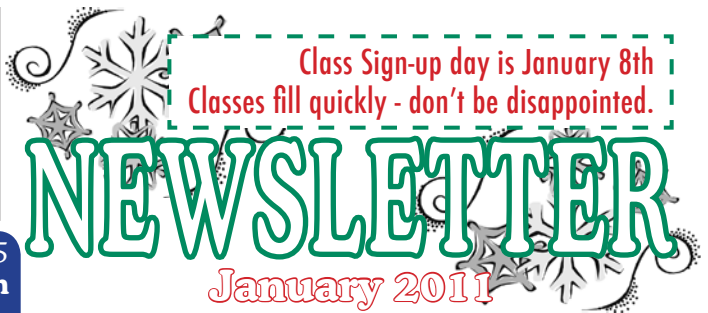


BEAR'S PAW QUILTS



100 - 2093 2nd Avenue, Whitehorse, Yukon, Canada Y1A 1B5
Phone: (867) 393-BEAR (2327) www.bearspawquilts.com



Happy New Year!

I hope you all had a good Christmas and received all sorts of goodies and had great family time. Now let's get down to the business of quilting!!

Our quilt year is half way through and everyone seems to have enjoyed the first half. Winter is really here and I for one really like staying home and stitching. The weather started out very odd. The September retreat was called "The No Snow Retreat" and we had 12 inches of snow in the Junction that weekend. The November, "Falling Snow Retreat" was completely snow free!! Who knew! Whatever the new year brings for weather, I hope that the classes fit in well and that you enjoy them.

~Ruth and the staff of BPQ

New Season

The staff has not changed much, but Connie Fudge our American friend has left town and returned to the States. We will miss her at the till, in Quilters Without Borders and as a good customer. She was a great asset to the shop and the community.

You must have noticed that **Geana Hadley** is now helping out in the shop. Welcome to our team Geana. The rest of the women are still there to help and advise. I thank them for all their work, which helps make the shop so successful..

Last year we held a New Season Sale which went down very well so we will be repeating it. The **New Year Sale** will start on **Friday, January 14th** at 10:00am and we will stay open until 9:00pm that night. We will have the usual deals, fabrics at discounts of 50%, 30% and all the rest of the fabric in the shop is 15% off.

You are all so good at remembering the Saturday Savers each week, but the list is on the back page to cut out and keep on the fridge.

What's new at BPQ?

Tin Lizzie

Most of the staff have now done a quilt on the Lizzie. It is fairly simple to use and the results have been very pleasing. Now she must earn her keep, and so we are renting her out. You must be competent at free motion quilting, this is not the place to learn how to stipple.

The first lesson is \$50 which lasts about 2 hours and then the rent is \$20 per hour to sew.

The second time the revision lesson is \$30 and \$20 per hour to sew.

The third time the load up fee is \$10 and then the rental.

Timing is an issue though as I must be available throughout the rental to troubleshoot.

Daytime will work best, but some Saturdays are also available. Please call to book a time.









Table Runners

with Ruth Headley and Karen Mills

Another group of table runners this season, and Karen and Ruth have chosen another really good book and taken all the quilts out of it. The book is "Skinny Runners and Quilts I. The cutting instructions will be given out in advance and all the cutting must be done before the single evening class. Hopefully then we can get the top completed.

The more classes you enroll in the better deal that you get. Join us for:

	1 runner - \$30.00
	2 runners - \$50.00
	3 runners - \$65.00
	4 runners - \$80.00
	5 runners - \$92.00
	6 runners - \$104.00 + book

These classes are ideal for beginners.

January

1. Fibre Playday

with Ruth Headley and Dahn Casselman


We have so enjoyed all the techniques that we have been taught by the fibre-y people, but many are still in the project boxes. This day is like Sew Far Behind but for the fibre play stuff. Choose one project box and lets get it done.

Sunday, January 9th 10:00am-4:00pm

\$20.00

2. Machine Quilting Level 1

with Ruth Headley

 Learn the basics of good machine quilting. We start with straight line quilting and then we drop the feed dogs and begin free motion quilting. Once you have started, all you need is practice, practice, practice.





Monday, January 10th 6:30-10:00pm

Wednesday, January 12th 6:00-9:30pm

\$50.00

3. One Block Wonder

with Ruth Headley

    Ok - This really is the last time I teach this, just how many one block wonders can I make? I love this technique so much I make a new quilt every time I teach it. This has got to be the last time. One fabric only is needed but wow what a dramatic quilt it is. Even "ugly" fabric becomes fabulous. I am teaching tumbling blocks to make the quilt bigger.

Prep:

Tuesday, January 11th 6:30-9:30pm

Class:

Wednesday, January 19th 6:30-9:30pm



Thursday, January 27th 6:30-9:30pm

Thursday, February 3rd 6:30-9:30pm

\$70.00 + book

4. QuiltStart

with Ruth Headley

  This class is designed for those who have no experience in quilting, or for those who want to get back to basic skills. The class has two components: Introduction to Quilting where you learn about the basic equipment and materials needed as well as learning about your machine, and QuiltStart where you will make a table runner in the Rail Fence design. This class provides the rudiments of quilting and prepares you to work on any number of projects afterward. This class is comprised of 12 hours of class time and probably 10 hours of extra sewing to complete the project.

Introduction to Quilting:

Thursday, January 13th 6:30-9:30pm

Class:

Saturday, January 22nd 9:00am-4:00pm

\$60.00

5. Daytime QuiltStart

with Ruth Headley

  Please see description # 4

Introduction to Quilting:

Thursday, January 13th 6:30-9:30pm

Class:

Monday, January 24th 10:00am-4:00pm





Tuesday, January 25th 10:00am-4:00pm

\$60.00

6. Colour 2 - Part 2

Colour Harmony Sampler

with Karen Mills

    Continue this advanced colour course by choosing your own colour to explore and a block pattern that will repeat each month. Each month a different colour harmony will be explored around your colour through classroom discussion, fat quarter play, and shared learning. Sew your block at home and share your success with the class next month. Part 1 took you through the first 4 sessions. Join us in January for the last 5 sessions. At the end of the year you will have completed a sample quilt exploring your selected colour.

January Triple Complementary

February Spaced

March Triad

April Tetrad

May Main colour plus many

Pre-requisite: Colour 2 - part 1

Saturdays: January 15th; February 5th;

March 5th; April 9th; May 7th

9:00am-12:00 noon

\$90.00 for 5 sessions


Wooden Tools

by Wray Parsons







a very special gift



7. Table Runner I - Tea for Two with Karen Mills

 Join Karen as she introduces you to fusible web appliqué to create this funky table runner. Finish your fused edge appliqué with either machine straight or button-hole stitch. No block piecing involved.


Saturday, January 15th 12:30-4:30pm

-  1 runner - \$30.00
-  2 runners - \$50.00
-  3 runners - \$65.00
-  4 runners - \$80.00
-  5 runners - \$92.00
-  6 runners - \$104.00 + book



8. More Silk Rods and Cocoons


with Sally Sheppard

 Silk rods and cocoons are small treasures that can be crafted into exquisite textile art. In this class you will construct a small purse, working with the wonderful colours and textures that these materials offer. Your appreciation of the versatility of these small pieces of silk will be expanded. Techniques will include fusion, hand and machine embroidery. The final product will make a lovely gift or a fine addition to your textile collection.

If you took the first class on silk rods and cocoons, bring your completed or nearly-completed pieces from that class. You may want to use them to embellish your purse.


Sunday, January 16 1:00-4:30pm
\$30.00

Quilters without Borders

 *This group of quilters meets at Bear's Paw Quilts every Thursday from 10am to 2pm to make quick quilts to donate to those in need. Come in and sew with us.*

9. Raggy Quilts

with Ruth Headley

 We have new flannels coming all the time and some easy patterns to make in this technique. We need a prep night so we are all on the same page in the cutting and then we can start stitching in the second part of the class.


Monday, January 17th
6:30-9:30pm

Friday, January 28th 6:30-9:30pm

Wednesday, February 2nd 6:00-9:30pm
\$55.00 + pattern

10. Moose Crossing

with Terry Funk

 This whimsical wall hanging will delight the moose lovers out there. The pieced background is set off with fusible appliquéed moose, trees and flowers. Fun and suitable for all levels of quilters.

Tuesday, January 18th, 6:30-10:00pm

Thursday, January 20th, 6:00-9:30pm
\$50.00 + pattern



BERNINA⁺

*This is the beginning
of something beautiful.*

BERNINA 350PE / 380 / 330



*Beautiful design.
Quality you'll love.
A lifetime of inspiration.*

**BEAR'S PAW
QUILTS**



We are your Bernina source.

11. Buggy Barn Crazyies

with Joanne Love

  Calling all Barn Chicks!

It's that time again for us to get together to make another crazy quilt. Stack it, cut it and shuffle it - then stitch it without having to add the seam allowance!

Square up the blocks and you're done - you have just mastered the Buggy Barn way. This class is perfect for beginners or those who would like to not get hung up on precision quilting and let go for a change. Choose any Buggy Barn 'crazy pattern', gather up your fabric and have fun stitching your blocks. What an easy way to become Certifiably Crazy and have a fun day.



Fabric Selection & Prep:

Friday, January 21st 6:00-8:00pm

Class:

Sunday, January 30th 10:00am-5:00pm

\$55.00 + book/pattern of your choice

12. Sew Far Behind

with Karen Mills



What an opportunity this is, a whole day to come to grips with some of those unfinished projects, it's quiet, lots of space, no distractions and a teacher on hand to help you work out those problems...and all for a fabulous price.

Sunday, January 23rd 10:00am-4:00pm

\$20.00

13. Jagged Edge

with Bernice Ovens

  Create a colourfest quilt with a variety of new fabrics or use up your leftovers from previous projects. This quilt can be made in a single colourway or be entirely scrappy. Accurate 1/4 inch seams are essential but this quilt is good for confident beginners.

Prep:

Monday, January 24th 6:30-9:30pm

Class:

Saturday, January 29th 9:00am-4:00pm

\$55.00 + pattern

14. Bernina Club

with Joanne Love

Bernina Club is a very popular and fun club. The club meets once a month and is designed to teach you all the wonderful things your new Bernina can do. Each class will be a 3-hour, project-based, sit and sew session. Joanne demonstrates new techniques and ideas giving you an opportunity

BERNINA⁺

No more **We Have Gone Green** bags are available so bring your own cloth bags with you - or even better make one to use. We have patterns too!



to go beyond the basic - to enhance your sewing skills while keeping you updated on new Bernina accessories and latest sewing notions. Seating is limited so come in and sign up early to avoid disappointment. This class is open to all owners of Bernina sewing machines. If you purchased your Bernina sewing machine at BPQ you will receive a free 1-year membership to the Bernina Club, a nominal kit fee is required for all others. Please be sure to pick up the supply list when you register so you are prepared for class.

Wednesdays: January 26th; February 23rd;

March 30th; April 27th

12:30-3:30pm or 6:30-9:30pm

Kit fee: \$15.00 (after first year)

February

15. Pumpkin Seeds

with Ruth Headley

  This project uses QuiltSmart Printed Interfacing and produces a fabulous curved effect. I made the sample using Pumpkin Seeds interfacing but there are others available. Just great for the 30's fabrics that we have in at the moment, but would adapt to any style of fabric. Machines must be able to do blanket stitch or zig zag. Good for beginners.





Tuesday, February 1st 6:30-10:00pm

Friday, February 4th 6:00-9:30pm

\$50.00 + supplies






16. Table Runner II - Rosy Runner

with Ruth Headley

  Using the older Skinny Quilts book this is a Kaffe Fassett pattern and I was a bit daunted trying to stay within his fabric choice. So I went with black and white and red. It is completely adaptable to any style of fabrics you wish to choose and if you have a big stash at home it will use up small amounts very well. As always the cutting is done before class and this simple but dramatic 9 patch could be finished in the evening.

Saturday, February 5th

12:30-4:30pm

-  1 runner - \$30.00
-  2 runners - \$50.00
-  3 runners - \$65.00
-  4 runners - \$80.00
-  5 runners - \$92.00 + book



17. Fibre Playday

with Ruth Headley and Dahn Casselman

Please see description # 1

Sunday, February 6th 10:00am-4:00pm

\$20.00

18. Metal Embossing

with Dahn Casselman

Using stamps, stencils and other surfaces, this introductory class will allow you to play with a variety of metal materials that quilters are adding to their pieces. We will paint, emboss and stitch our designs onto a sample that will be a valuable resource for future projects. No special tools or experience is required as a class kit will be available.

Monday, February 7th 6:00-10:00pm

\$30.00 + kit

19. Colour 1

with Karen Mills

Join us for an evening of fun as we play with fat quarters to explore colour wheel basics, intensity, tone, texture, and fabric choice. This introductory colour theory course is perfect for the beginner or advanced beginner quilter or anyone looking to add a little colour pizzazz to their quilts.

Tuesday, February 8th 6:30-10:00pm

\$30.00



20. Needle Punch

with Lise Merchant

Join Lise in learning the easy technique of needle punch. You will quickly learn how to master the skill and the resulting piece will be fabulous. An ideal technique for those on the move; it's lightweight and transportable.

Wednesday, February 9th 6:30-10:00pm

\$30.00 + pattern

21. Sea Dreams

with Karen Mills

I can't get enough of curved piecing so when I saw this pattern I knew I had to make it. This pattern uses half square triangles and rotary cutting using the Cut-a-Round ruler to create the inset circles. This quilt is suitable for the intermediate to advanced quilter. Fat quarter friendly!

Thursday, February 10th 6:30-9:30pm

Thursday, February 17th 6:30-9:30pm

Thursday, February 24th 6:00-9:30pm

\$55.00 + book




Table Runner III - Seasons of the Moon

with Karen Mills

Back by popular demand, we are teaching this runner again. Good heavens, the techniques that make this skinny quilt shine are pure genius - yet couldn't be easier. It's simply a matter of cutting arcs with the 'Cut-a-Round' ruler and playing around with them to create shimmering lunar shapes. This quilt uses fusible appliqué with a satin stitch finish.

Friday, February 11th 6:00-10:00pm

- 1 runner - \$30.00
- 2 runners - \$50.00
- 3 runners - \$65.00
- 4 runners - \$80.00 + book

23. Diamond Diva

with Terry Funk

Start collecting fat quarters for this one! Learn a great technique for cutting and piecing diamonds and choose between raggy and fusible applique for the center diamonds on each block.

Suitable for confident beginners and experienced quilters.

Saturday, February 12th, 9:00am-4:00pm

\$55.00 + pattern

24. Stained Glass for Beginners - The Simple Fused Way

with Lise Merchant

This pattern is specifically designed for beginner quilters. The leaded lines are wide, the glass areas are larger than the minis. It's simple design is perfect to teach you all the basics you need to move on to the minis.

Sunday, February 13th 9:00am-4:00pm

\$50.00 + pattern

25. QuiltStart

with Ruth Headley

Please see description # 4

Introduction to Quilting:

Tuesday, February 15th 6:30-9:30pm

Class:

Monday, February 21st 6:30-10:00pm

Tuesday, February 22nd 6:00-9:30pm

\$60.00



Pine Tree Quilters


- Reasonable membership fees
- Mystery Quilts
- Monthly Retreats
- Mini Workshops

We invite new and 'seasoned' quilters, alike to inquire about joining our fun quilting group.

Call Geana Hadley @ 667-2263 for more information.

26. Beginners Hand Appliqué

with Joanne Love

 Learn to needle turn appliqué the "Piece O' Cake Way" and find out why so many people enjoy this technique. This is a great hand-work project to stitch while you are sitting around catching up with friends. This class will teach you how to make easy templates, how to make and use an overlay for appliqué and the invisible appliqué stitch used by the authors of the New Appliqué Sampler. A simple yet attractive pattern has been selected from one of the authors' earlier work that was featured in a magazine. It is a perfect pattern to introduce you to hand appliqué working with large motifs and it will be a wonderful table topper for spring. Once you have learned the easy way – it's a piece of cake!


Wednesday, February 16th, 6:30-10:00pm

Wednesday, March 2nd, 6:00-9:30pm

\$50.00 + pattern

27. Lone Star

with Joanne Love

 Designers Becky Goldsmith and Linda Jenkins have given one of the oldest quilt patterns an updated look by using plaids and stripes. The radiant star pattern is a dramatic addition to any decor. Its versatility allows for it to have a bold look or a softer appeal, depending on colours used - your choice, and even the applique is optional. The star point units are constructed with a quick time saving method of sewing strips together and Joanne will show you some tricks to sewing inset seams. Great pattern for the confident beginner.

Prep:

Friday, February 18th, 6:00-9:00pm

Class:

Sunday, March 6th, 10:00am-5pm

\$60.00 + pattern

MYSTERY QUILT CLUB REVEAL PARTY 2010

with Joanne Love

Ok, it is time to reveal the mystery of *Quilter's Courtyard* - a pattern by Border Creek Station.

Join your fellow Mystery Quilt members for a get together of show and share. The party is for those of you who participated in our Mystery Quilt Club 2010. From January 2010 to present you have been working patiently on *Quilter's Courtyard* - pattern without knowing the final design until the last instalment. It is time to reveal the mystery and share the results. Remember... points are awarded for attendance and you could have one more entry for the draw. If you have any questions or need some assistance with the pattern, please feel free to come and see me at the shop.

Happy Quilting,

Joanne

Saturday, February 19th, 12:00pm

Refreshments will be served



Get
what you
really want
for Christmas this year.



watch for BPO's
Gift Registry

*As Christmas approaches we will have a
gift registry card available for you to fill out for
your friends and family to refer to.*

Nothing is too large or too small to go on your list.

28. Sew Far Behind

with Joanne Love

Please see description # 12

Sunday, February 20th 10:00am-4:00pm

\$20.00

29. Bernina Club

with Joanne Love

Please see description # 14

Wednesday, February 23rd

12:30-3:30pm or 6:30-9:30pm

Kit fee: \$15.00 (after first year)

BERNINA+

30. Birthday Retreat

8 years, I can hardly believe that we have been in business for 8 years...and that I want to go on for another 8. We will start on the Friday morning and go on 'til Sunday afternoon. We will have caterers in and we will stitch 'til we drop. Games and fun are mandatory, hopefully we will have a firework display as we did last year. Space is restricted as "Lizzie" has taken up space.

Friday, 9:00am - Sunday, 3:00pm

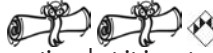
February 25th-27th

\$100.00-ish



31. Double Wedding Ring

with Ruth Headley

 This classic design is always approached with caution, but it is not as difficult as we think. The answer for me was to think small, not the Queen size bed quilt but the cute little three ring wall hanging. Templates and curves and inny and outy bindings, plus you can do some fabulously traditional quilting on it.

Monday, February 28th 6:30-10:00pm


Thursday, March 3rd 6:00-9:30pm

\$50.00 + pattern

March

32. Fire Escape

with Bernice Ovens

 This quilt can be made in three sizes, lap, twin or Queen. A simple 4 patch creates the effect of the fire escape ladder. Perfect for a line of fabric that you can't resist and the fabric appears in fairly large pieces to show it off well. Great for a beginner.



Tuesday, March 1st 6:30-9:30pm

Saturday, March 12th 9:00am-4:00pm

\$55.00 + pattern

33. Mixed Media Poppy Fields

with Dahn Casselman

Quilters are beginning to look at 'mixed media' as a form of expression in their art work. This class will explore machine and hand embroidery to create this lovely little piece. Do not be intimidated! If you can use a sewing machine, scissors and a needle, you CAN make this simple project. Minimal supplies are required.


Friday, March 4th 6:00-10:00pm

\$30.00



34. Table Runner IV - Pinwheel


with Ruth Headley

 Perfect for a second project after QuiltStart. It is a simple pattern by Terry Atkinson, but lots to learn, two triangle squares, on point blocks, odd angles for binding and lovely piecing. Make it for spring or just to match your home.

Saturday, March 5th 12:30-4:30pm


 1 runner - \$30.00

 2 runners - \$50.00

 3 runners - \$65.00 + book

35. Curvy Cake

with Ruth Headley

 Curves have held such terror in the past but once you have tried them you realize that they are doable. This one is particularly good as the curves are very casual. No pins and you cut the curve without a template, easy and they do not have to match points. Suitable for a Layer Cake bundle.

Tuesday, March 8th 6:30-10:00pm

Thursday, March 10th 6:00-9:30pm

\$50.00 + pattern

36. QuiltStart

with Ruth Headley

 Please see description # 4

Introduction to Quilting:

Wednesday, March 9th 6:30-9:30pm

Class:

Wednesday, March 23rd 6:30-10:00pm

Friday, March 25th 6:00-9:30pm

\$60.00

37. Fibre Playday

with Ruth Headley and Dahn Casselman


Please see description # 1

Sunday, March 13th 10:00am-4:00pm

\$20.00

38. Star Fragments

with Ruth Headley

 Especially great for the avid paper piecer. This is my scrappy quilt this year, and my paper piece project. You can easily put all the colour theory to practice in this quilt. Those who do not have enough scraps can restrict the amount of colours and use fat 1/4 's. It would be a good quilt to make to learn paper piecing.



Wall hanging size.


Monday, March 14th 6:30-10:00pm

Friday, March 18th 6:00-9:30pm

\$50.00 + book

39. Twist and Turn

with Terry Funk

 This quilt has the look of waves without sewing curves. The technique makes curves by folding "magi points". Suitable for confident beginners & experienced quilters.

Tuesday, March 15th,

6:30-10:00pm

Thursday, March 17th, 6:00-9:30pm

\$50.00 + book



40. Inside the Box

with Ruth Headley



This will be a breeze for anyone who has taken the One Block class, an entire quilt made with tumbling blocks. Such possibilities for the theme - you can fill the boxes with feature fabrics, flowers, or just colours. I think hand dyed fabrics would be great, as we have been hoarding them for ever. Much simpler than it looks but an accurate 1/4 inch is essential.



Saturday, March 19th 9:00am-4:00pm

Tuesday, March 29th 6:30-9:30pm

\$60.00 + book

41. Four Seasons In Felt

with Dahn Casselman

This class will introduce you to beautiful felted and stitched landscapes. Using only a needle felting tool, you will create a free forming landscape with wool felt and build up layers until your scene is complete. Machine embroidery will finish your unique scene. No special tools or experience is required as a class kit will be available.

Sunday, March 20th 9:00am-4:00pm

\$50.00

42. Forest Fandango

with Karen Mills



The combination of two basic quilt blocks, the Snowball block and The Shoo Fly block, and the use of 6 accent fabrics create interesting movement across this quilt. This quilt is suitable for the beginner to advanced quilter.



Monday, March 21st 6:30-10:00pm

Saturday, March 26th 9:00am-4:00pm

\$50.00

43. Colourwash Wall Hanging

with Ruth Headley



This is an opportunity to do some colour designing. The quilt is made from 2 inch squares, and an ethereal picture is created. We use gridded interfacing to stitch it together. After the initial marathon cutting task we spend time designing and then the stitching itself is fairly simple and fast.

Tuesday, March 22nd 6:30-10:00pm

Thursday, March 24th 6:00-9:30pm

\$50.00

44. Sew Far Behind

with Carol Smith

Please see description # 12

Sunday, March 27th 10:00am-4:00pm

\$20.00



To achieve BPQ Freshman Level you must fulfill these criteria:

- * Attend QuiltStart - class time of 10 hours
- * Attend a class that uses triangles in the design
- * Attend a class to learn paper piecing
- * Attend a Level 1 colour class
- * Attend a class that includes fusible web
- * Attend a class that uses flannel fabric
- * Attend at least one traditional piecing class
- * Machine quilt a minimum of three small quilts (table runner, wall hanging, baby quilt)
- * The Freshman level must total 52 hours of teaching, (QuiltStart plus 6 more classes.)
- * Keep records of your quilt projects for your portfolio.

To achieve BPQ Sophomore Level you must fulfill these criteria in formal classes.

Attend a class that includes:

- * Pieced border
- * Curved piecing
- * Unusual binding--scalloped / inn'y corners
- * Bias binding
- * Complex paper/ foundation piecing
- * Hand work
- * Hand quilting
- * Hand piecing - 2 of these
- * Hand applique
- * Unusual ruler
- * Machine quilting I
- * Machine quilting II
- * Colour class II
- * Sashing
- * Mitered borders
- * Cornerstones
- * Diagonal construction
- * Denali strip
- * Rows and columns construction
- * Partial seams
- * Simple embellishment
- * Simple machine embroidery
- * Stained glass
- * Sophomore quilt class:
 - I
 - II
 - III
- * Raw edge appliqué:
 - Straight stitch
 - Zig zag/ satin
 - Blanket stitch
- * Keep records of your quilt projects for your portfolio.


All About BPQ Retreats

It has evolved over the years that we do early sign-up for our Quilt Retreats. Rather than waiting for class sign-up days in January and September, we begin the sign-up for these coveted getaways earlier. Don't despair, we have a board up in the shop to let you know when sign-up will begin. Keep your eyes open for registration.

Location	Sign-up begins	Retreat Date
Haines Junction	mid-October	April
Haines Junction	mid-June	September
Inn on the Lake	June	mid-November
BPQ Birthday	January	late-February
Longest Day	April	late-June

45. Machine Quilting Level 2 - The Big Quilt

with Ruth Headley

 So you have done a few table runners and wall-hangings, now it is time to move on to the big quilt. Bring a lap to twin size to the class and we will learn how to handle it. Pre-requisites: Must have attended Level 1 and be confident in free motion quilting.

Monday, March 28th 6:00-10:00pm
\$30.00

46. Bernina Club

with Joanne Love

Please see description # 14

Wednesday, March 30th
12:30-3:30pm or 6:30-9:30pm

BERNINA⁺

Class credits

We are now offering you the opportunity to earn ½ price and even **free classes**. Each class you attend will give you points towards this goal. This is in addition to the free meters of fabric you can earn by using your BPQ fabric card.


 3 points = ½ price class


 6 points = 1 free class


The points do not carry forward from one teaching session to the next, but your free class can be used or saved.

What the symbols mean.

 = freshman level class

 = 1 point


 = sophomore level class

 = ½ point

April

47. Sunburst Trio

with Joanne Love

 Here's something new! Joanne will show how to use a 3-D fabric folding technique to make stunning Sunburst blocks with ease achieving perfect points every time and no paper to remove — bonus!




This is a great opportunity to use up some of the beautiful batiks you have been saving and to learn, or brush up, on machine appliqué stitching techniques. This is certainly an eye-catching table runner to adorn any table and just in time for summer.

Saturday, April 2nd, 9:00am-4:00pm
\$50.00 + pattern

48. Hand Play with Yarn


with Ruth Headley

 Have a relaxing day playing with threads and embellishments. At the end of the session you will have completed an original 4" by 4" piece and have a new appreciation of an embroidery stitch.

Sunday, April 3rd, 10:00am-4:00pm
\$50.00

49. Spicy Spirals

with Ruth Headley

 This project uses the 10 degree ruler and is a bit challenging like any bargello type quilt. An accurate 1/4 inch is essential. There are lots of books and patterns out using this ruler, so once you have mastered it there are many opportunities to use it.

Tuesday, April 5th 6:30-10:00pm
Thursday, April 7th 6:00-9:30pm
\$50.00




GET ON TO THE FUN PART & LEAVE THE CUTTING BEHIND

Bali Pops
Jelly Rolls
Fat Stacks
Layer Cakes
Charm Packs
Fat Quarters

**BPQ HAS
PRE-CUT
FABRICS
FOR YOU**

50. Table Runner V - Morning Star

with Ruth Headley

 This table runner again from the same books the others is a bit more challenging, templates and bias stitching, but nothing you can't handle. Because of this I have shortened it considerably in an effort to make it so that we can get it stitched in an evening. Essential that you do the cutting prep for this one. The added technique of Prairie Points are an option.

Saturday, April 9th 12:30-4:30pm



1 runner - \$30.00

2 runners - \$50.00 + book

51. Sew Far Behind

with Carol Smith

Please see description # 12

Sunday, April 10th, 10:00am-4:00pm

\$20.00

52. Bernina Club

with Joanne Love

Please see description # 14

Wednesday, April 27th

12:30-3:30pm or 6:30-9:30pm

BERNINA⁺



53. Melted Snow Retreat

You have the option of doing a 4 or 3 day retreat. At Haines Junction, in the Convention Centre, we eat, stitch and sometimes take some exercise. Hopefully the weather will be kind to us this time. This retreat is a great way to finish our quilt year. See the Retreat sign-up dates in the newsletter.

Thursday, 9:00am - Sunday, 3:00pm


April 28th - May 1st

\$140.00-160.00-ish

May

54. Table Runner VI - Table Leaf

with Ruth Headley

 Again from the Skinny Runner 1 book this is a fusible web technique and is easy and quick to make.

The stitching will take some time. Much better as a wall hanging to show off the dimensions of it. Your choice of finishing the edge, straight stitch, zig zag or blanket stitch.

Saturday, May 7th, 12:30-4:30pm



1 runner - \$30.00 + book

June

55. Longest Day Retreat

Can't wait until fall? Join us in the shop for this fun retreat.

Friday, June 17th - Sunday, June 19th

Potluck food

\$50.00



Thread collections by quilt and fabric designers:

Pat Sloan, Marianne Byrne, Edyta Sitar, Mark Lipinski, Sarah Vedeler, Sharon Pederson





Tonga
Lemongrass
Treat Strips &
Squares

Treat yourself
to
Timeless
Treasures



Happy Quilty
New Year

Calendars and other great
gifts for quilters

- available at Bear's Paw Quilts

Bear's Paw Quilts - Workshop Policies

Classes are open on a first come basis. When a class fills up quickly, we often put people on a wait list and schedule another class.

We request that you leave babies and children at home when you come to a class. Teens are welcome in all our classes.

You are not officially registered until you have paid. GST will be added to class cost. You may pay for a class with Visa, MC, debit card, cash or use your class points.

Cancellation: In the event you cannot attend a class that you have paid for, we will issue credit or transfer you to another class if we receive 7 days notice. If we receive less than 7 days notice, we will give you class handouts, but no refund can be given.

Class Minimum: Normally a class must have 3 students.

Sewing Machines: Please bring your own machine in good working order. An instruction manual for the machine is essential. Don't forget to bring extra machine needles. BPQ does have one Bernina sewing machine for rent - see our Sewing Machine Rental Policy.

Supply Lists: are available for each class at the time of registration. Read it carefully and bring everything on the list.

Place: All classes are in the BPQ classroom. Ironing boards and irons are provided. 2 large cutting mats are provided. Please bring anything else you may need, and label all your personal equipment.

Bear's Paw Quilts - Sewing Machine Rental Policy

- ◆ In the interest of encouraging beginners to quilt, Bear's Paw Quilts has purchased one new Bernina Activa 230 that will be available for rent.
- ◆ Cost of machine rental is \$30 per day or \$15 for half a day **or less.**
- ◆ The rental machine must be booked and paid for at the time of class registration. In the event you wish to cancel either the machine rental or the class, you will recover full credit for your payment only if we receive the cancellation **7 days before the class date.**
- ◆ At the time you book the sewing machine, you must make an appointment for a brief instruction on the use of the machine.
- ◆ The machine is kept on the shop premises at all times. You may not take it home.
- ◆ You must provide your **own thread, machine needles,** personal sewing equipment and supplies. Any bobbins that you use must be left with the machine at the end of the rental period.

Note: Demonstration machines are not available for use during class or at any other time. They are for demonstrating features to persons who are interested in buying a Bernina.

January

- 4th (Tuesday) open after Christmas
- 8th (Saturday) Sign-up
- 9th (Sunday) Fibre Playday 1.
- 10th & 12th (Monday/Wednesday) Machine Quilting Level-1 2.
- 11th, 19th, 27th & 3rd (Tuesday/Wednesday/Thursday/Thursday) One Block Wonder 3.
- 13th & 22nd (Thursday/Saturday) QuiltStart 4.
- 13th, 24th & 25th (Thursday/Monday/Tuesday) Daytime QuiltStart 5.
- 14th (Friday) New Year Sale
- 15th (Saturday) Colour 2 part II 6.
- 15th (Saturday) Table Runner 1-Tea for Two 7.
- 16th (Sunday) Silk Cocoons 8.
- 17th, 28th & 2nd (Monday/Friday/Wednesday) Raggy Quilts 9.
- 18th & 20th (Tuesday/Thursday) Moose Crossing 10.
- 21st & 30th (Friday/Sunday) Buggy Barn Crazy 11.
- 23rd (Sunday) Sew Far Behind 12.
- 24th & 29th (Monday/Saturday) Jagged Edge 13.
- 26th (Wednesday) Bernina Club 14.

February

- 1st & 4th (Tuesday/Friday) Pumpkin Seeds 15.
- 5th (Saturday) Colour2 part II 6.
- 5th (Saturday) Table Runner 2-Rosy Runner 16.
- 6th (Sunday) Fibre Playday 17.
- 7th (Monday) Metal Embossing 18.
- 8th (Tuesday) Colour 1 19.
- 9th (Wednesday) Punch Needle 20.
- 10th, 17th & 24th (Thursday/Thursday/Thursday) Sea Dreams 21.
- 11th (Friday) Table Runner 3-Seasons of the Moon 22.
- 12th (Saturday) Diamond Diva 23.
- 13th (Sunday) Beginners Stained Glass 24.
- 15th, 21st & 22nd (Tuesday/Monday/Tuesday) QuiltStart 25.
- 16th & 2nd (Wednesday/Wednesday) Hand Appliqué 26.
- 18th & 6th (Friday/Sunday) Lone Star 27.

March

- 19th (Saturday) Mystery Quilt Reveal Party
- 20th (Sunday) Sew Far Behind 28.
- 23rd (Wednesday) Bernina Club 29.
- 25th-27th (Friday-Sunday) Birthday Retreat 30.
- 28th & 3rd (Monday/Thursday) Double Wedding Ring 31.
- 1st & 12th (Tuesday/Saturday) Fire Escape 32.
- 4th (Friday) Mixed Media Poppy Fields 33.
- 5th (Saturday) Colour2 part II 6.
- 5th (Saturday) Table Runner 4-Pinwheel 34.
- 8th & 10th (Tuesday/Thursday) Curvy Cakes 35.
- 9th, 23rd & 25th (Wednesday/Wednesday/Friday) QuiltStart 36.
- 13th (Sunday) Fibre Playday 37.
- 14th & 18th (Monday/Friday) Star Fragments 38.
- 15th & 17th (Tuesday/Thursday) Twist and Turn 39.
- 19th & 29th (Saturday/Tuesday) Inside the Box 40.
- 20th (Sunday) Four Seasons In Felt 41.
- 21st & 26th (Monday/Saturday) Forest Fandango 42.
- 22nd & 24th (Tuesday/Thursday) Colourwash 43.
- 27th (Sunday) Sew Far Behind 44.
- 28th (Monday) Machine Quilting-2 45.
- 30th (Wednesday) Bernina Club 46.

April

- 2nd (Saturday) Sunburst 47.
- 3rd (Sunday) Hand Play with Yarn 48.
- 5th & 7th (Tuesday/Thursday) Spicy Spiral 49.
- 9th (Saturday) Colour2 part II 6.
- 9th (Saturday) Table Runner 5-Morning Star 50.
- 10th (Sunday) Sew Far Behind 51.
- 27th (Wednesday) Bernina Club 52.
- 28th-May 1st (Thursday-Sunday) Melted Snow Retreat 53.

May / June

- 7th May (Saturday) Colour 2 part II 6.
- 7th May (Saturday) Table Runner 6-Table Leaf 54.
- 17th-19th June (Friday-Sunday) Longest Day Retreat 55.

Saturday Savers

"plan" for great savings

January			March		
Jan. 8th	Books & Patterns	15%	Mar. 5th	Kits	15%
Jan. 15th	Fat 1/4's	4 for the price of 3	Mar. 12th	Fat 1/4's	4 for the price of 3
Jan. 22nd	Batiks	15%	Mar. 19th	Oriental/African	15%
Jan. 29th	Threads	15%	Mar. 26th	Cut fabrics JR, LC, CP, FS	10%
February			April		
Feb. 5th	Flannels	15%	Apr. 2nd	Batiks	15%
Feb. 12th	Notions	15%	Apr. 9th	Threads	15%
Feb. 19th	Bernina accessories	10%	Apr. 16th	Notions	15%
Feb. 26th	Blenders	15%	Apr. 23rd	Blenders	15%
			Apr. 30th	Fat 1/4's	4 for the price of 3

...Create·Play·Live...