


BEAR'S PAW QUILTS



NEWSLETTER

100 - 2093 2nd Avenue, Whitehorse, Yukon, Canada Y1A 1B5

Phone: (867) 393-BEAR (2327)

www.bearspawquilts.com

December 2006

Winter Classes start January 2007

We wish you a fabulous "quilty" Christmas with lots of time to relax. We are now ready to reveal our **New Year 2007 classes**. Have fun reading and planning which classes you will join in. We have a good variety of both freshman and sophomore level and have listened to your requests to extend the length of some classes. We have a few shorter classes and some new techniques on offer. Bernina Club continues and Joanne is offering an **Embroidery Club for the Aurora 440 owners**.

Carol Smith is now a well established member of staff and can be found in the shop once or twice a week, it's great to have her working with us. Susanne Barva is our newest member and you have probably met her by now. Terry, Joanne, Karen and Sherry continue to give great service and are always happy to help you out.

A big thank you to all our staff.

We have new lines of fabric on order and we are always adding new patterns to our stock. The **Barbara Lavallee and Lynn Blaikie** panels are in stock at the moment.

Bear's Paw Quilt School is well under way; you will be given all your certificates on completion of your quilts. This seasons QuiltStart students have begun their portfolios.

We are continuing with our **class credit scheme** and you will get your 1/2 or free class coupon soon. We enjoy rewarding our customers as much as you enjoy your free class.

Canada Winter Games will be occupying many of our customers as volunteers and we will take a break from classes at that time. **Kluane Quilters** have issued a quilt challenge which will be on display in the shop for the duration of the games. More details are available on the KQ Guild website (www.kluanequiltersguild.ca) On a sad note; you probably know that we have decided to close **Folkknits**. We will continue selling the stock at a reduced price until it has all gone. We wish to thank all the knitters that supported us through our short but enjoyable endeavour.

Retreats this season will be held at Sundogs in February, BPQ in March and Haines Junction in April.

Enjoy the season ~ **Ruth and Carol**

January

1. QuiltStart

with Ruth Headley



This class is suitable for the novice who has never quilted or even sewn before. Part one of the class is "Introduction to Quilting", where you get the basics about threads, equipment and your machine. The project is a Rail Fence design table runner. Upon completion you will have covered, piecing, quilting, borders and bindings. Once you have completed your class you have begun your journey towards becoming a BPQ freshman quilter.

Intro: Tuesday, January 9th 6:30-9pm

Tuesday, January 16th 6:30-10pm

Thursday, January 18th 6-9:30pm

cost \$55.00

2. Bernina Embroidery Club

with Joanne Love

Join our new Monthly Embroidery Club every 2nd Wednesday evening of the Month. This club is for those of you who have purchased a Bernina sewing machine and embroidery unit at BPQ. Joanne will get you started using your embroidery unit, answer your questions about the Artista software, solve problems and send you home with some homework. Each month you will get together to show and share your work, discuss new products and she will provide you with tips and tricks to mastering the art of embroidery.

Wednesday, January 10th 6:30-9:30pm



Bear's Paw Quilt School ~ See page 7 for details



3. Needle Punch

with Lise Merchant

Join Lise in learning the latest rage in the industry – needle punch. You will quickly learn how to master the skill and the resulting piece will be fabulous. An ideal technique for those on the move, it's lightweight and transportable.

Saturday, January 13th 10am-1pm

\$30.00 + pattern

4. Star Block Club - 2

with Sherry Fleming



These blocks are definitely more challenging stars to sew... but now and again we all need a challenge in life! This class is suitable for an experienced quilter who loves stars or it can be a continuation of the Fall '06 Star Block Club. A new star is taught in each class.

Wednesdays, 6:30-9:30pm

January 17th and 31st, February 21st,

March 7th and 21st, April 4th

Our Star Block wrap-up will be on:

Wednesday, May 2nd, 6:30pm, and will give everybody a chance to show each other how we finished up our Star Blocks.

\$70.00 for 6 classes - minimum 4 people



5. Quick Fabric Journal

with Mary Hudgin

Spend an evening creating a journal that will last a lifetime. Select a fat quarter of fabric, then choose a handmade paper for the lining and sew together with natural fibres and beads. You'll learn the basic vocabulary and elementary principles of book binding. All materials are provided.

Thursday, January 18th 6:30-10pm

\$45.00

6. Sweetheart Quilt

with Ruth Headley



You can make this quilt for Valentines Day, as a baby quilt or just because it's so darn cute. Learn how to make piano keys for a pieced border to make it a bit bigger than the pattern suggests. Perfect for the beginner.

Saturday, January 20th

9am-4pm

\$45.00 + pattern



7. Sew Far Behind

with Karen Goruick

Maybe you need some help, maybe you need to have some peace and quiet or maybe you want to get away from the phone. This is the place for you. With a teacher on hand to help, you can have 6 hrs of stitching time.

Sunday, January 21st 10am-4pm

\$15.00

8. Fast, Fun & Easy Fabric Vases

with Karen Goruick




What a simple way to add a bit of pizzazz to your home décor! These vases are also a great gift idea. Get out that Timtex or use the new Fast2fuse product and whip up one of these vases in no time at all!

Tuesday, January 23rd 6:30-9:30pm

Thursday, January 25th 6:30-9:30pm

\$45.00 + book



9. Bernina Club

with Joanne Love

Bernina Club is a very popular and fun club. The club meets once a month and is designed to teach you in a hands-on classroom situation all the wonderful things your new Bernina can do. Joanne teaches interesting ideas and techniques offering you an opportunity to go beyond basic, to enhance your sewing skills while keeping you updated on new Bernina accessories and the latest sewing notions. This class is open to all owners of Bernina sewing machines. If you purchased your Bernina sewing machine at BPQ you will receive a free 1-year membership to the Bernina Club, a nominal kit fee will be required for all others.

Wednesday, January 24th 12:30-3:30pm

or 6:30-9:30pm

10. Beginners Hand Appliqué

with Joanne Love



Learn to needle turn appliqué the "Piece O' Cake Way". This class will teach you how to make easy templates, how to make and use an overlay for appliqué and the invisible appliqué stitch used by the authors of the New Appliqué Sampler. Each month you will get together to learn a different technique: cutaway appliqué, curves, inner points, outer points, circles, and reverse appliqué while working on the sampler quilt from the book. Once you have learned the easy way – it's a piece of cake!

Friday, January 26th 6-8pm

Friday, February 9th 6-8pm

Friday, March 16th 6-8pm


Friday, April 20th 6-8pm

\$55.00 + book




11. Loves Me Loves Me Knot

with Terry Funk

 This quilt is from Possibilities book "Hearts Aplenty". A vase of flowers surrounded by a checkerboard border is sure to please. This fun wall hanging combines simple piecing, paper piecing and fusible web appliqué so it will have a new technique for almost anyone. Saturday, January 27th 9am-4pm
\$45.00 + pattern


12. Crazy Dog Days the Buggy Barn Way

with Joanne Love

 They have done it again – another great pattern by the Buggy Barn and a bonus for you dog lovers. Stack it, cut it and shuffle it then stitch it without having to add the seam allowance! Square up the blocks and you're done – you have just mastered the Buggy Barn way. This class is perfect for beginners or those who would like to not get hung up on precision quilting and let go for a change. This pattern is a great way to use up some of those fat quarters you have been collecting. Sunday, January 28th 10am-5pm
\$45.00 + book

13. Raggy Quilts


with Ruth Headley

 Choose this new BPQ raggy quilt pattern with appliquéd hearts or any other pattern we have in stock. This class is to learn the technique. You can choose any size; it's a good time to make your first large project as you quilt as you go. Prep class: Monday, January 29th 6:30- 9:30pm
Saturday, February 3rd 9am-4pm
\$55.00 + pattern

14. Miniature Stained Glass – The Simple Fused Way

with Lise Merchant




 Join Lise in making a small stained glass hanging using this easy method. This small design can be matted and framed or finished with a binding.

Previous stained glass experience is helpful.
Tuesday, January 30th 6:30-9:30pm
Thursday, February 1st 6-9:30pm
\$45.00 + pattern

February


15. Firefly

with Joanne Love

 Firefly, by Valori Wells, is a bold rhythmic statement of the old favourite New York Beauty block. Solid-like textures create a dynamic radiating design, accenting the large-scale theme fabric. It is easy to sew perfect sharp points every time with foundation piecing. Learn how to make your own foundation patterns on muslin – eliminating the use and removal of paper patterns - hooray! Prep Night: Friday, February 2nd, 6:30–9:30pm
Sunday, February 11th 10am-5pm
\$55.00 + pattern

16. Mini Quilt with 3-D Flowers


with Karen Goruick

 This little quilt is sooo cute that you'll want to grow a whole garden of these fabulous flowers. A perfect mini wall hanging. Monday, February 5th 6:30- 9:30pm
Saturday, February 17th 9am- 4pm
\$55.00 + book



17. Twisted Bargello

with Sherry Fleming

 This stunning quilt with its twists and turns is reminiscent of the "Northern Lights". Twenty graduated prints from very light, medium to darkest colour value – in two or three different colour families, are used to create this design. The prep night will be used to confirm your fabric choices, make your colour chart and start cutting your fabric strips. This is a good project for digging into your fabric stash. Tuesday, February 6th 6:30- 9:30pm
Saturday, February 10th 9am- 4pm
\$55.00 + pattern

Power Quilting Club

What is it? It's a one hour demonstration of some of the latest and coolest quilting techniques and notions "as available at Bear's Paw Quilts."

When is it? The last Saturday of January, February, March and April at 11:00 am - Noon. If there is a class, you will find the Club in the back room at BPQ.

How do I get in? Just bring a toonie for admission and a non-perishable item that will be donated to a local food bank. You can sign up early, but pay at the beginning of the session. Drop by for just an hour and keep up to date with some of the newest products and techniques out on the market!

18. Bernina Embroidery Club

with Joanne Love

See description #2

Wednesday, February 7th 6:30-9:30pm

19. QuiltStart

with Ruth Headley

  See description #1

Intro: Thursday, February 8th 6:30-9:30pm

Tuesday, February 13th 6:30-10pm

Thursday, February 15th 6-9:30pm

\$55.00



21. Bernina Club

with Joanne Love

See description #10

Wednesday, February 14th 12:30-3:30pm
or 6:30-9:30pm

22. Deep Snow Retreat

Get your share of quilting in before the Games. Come and relax at the new improved Sundogs Retreat. Now includes hot tub and sauna.

Friday, February 16th 9am to Sunday 18th 3pm

More details in the shop.

Approx. \$240.00

23. Color for Quilters - Level 1: The Basics

with C.J. Pettigrew

  We begin with an introduction to the color wheel followed

by practice with value, intensity, temperature and texture. Learn some simple color harmonies and see how color is the key to successful quilt designs. Fabric paste-up only - no sewing.

Friday, February 16th 6:30-9:30pm

Tuesday, February 20th 6:30-9:30pm

Thursday, February 22nd 6:30-9:30pm

\$55.00 + \$10 kit fee

24. Sew Far Behind

with Carol Smith



See description #8

Sunday, February 18th 10am-4pm

\$15.00

25. Borders & Bindings

with Ruth Headley

  Spend just an evening to learn the basics of applying a border and a French Fold binding, to ensure that your quilt is finished really well.

Monday, February 19th 6:30-10pm

\$30.00

March

26. Happy 4th birthday to BPQ

Spend a whole weekend quilting at BPQ shop with no interruptions, and celebrate with us. Fun, games & food.

Tropical wear recommended!

Friday, March 2nd 6:30pm - Sunday March 4th 4pm
cost TBA limited to 18 people.

27. QuiltStart

with Ruth Headley

  See description #1



Intro: Thursday, March 8th 6:30-9:30pm

Saturday, March 17th 9am-4pm

\$55.00

28. Family Keepsake Wall hanging

with Karen Goruick

  What a fabulous gift for that someone special in your family or even yourself! Easy hand embroidery stitch and a super easy piecing project.



Monday, March 12th 6:30- 9:30pm

Saturday, March 31st 9am- 4pm

\$55.00 + pattern

29. Snowballs in Flannels

with Ruth Headley

  Here is an opportunity to try a simple quilt in flannels. Flannel is not difficult to work with, just a bit different.

You can use a variety of feature fabrics for the scrappy look or a single gorgeous print to make this double cuddly quilt.

Tuesday, March 13th 6:30-10pm

Thursday, March 15th 6-9:30pm

\$45.00 + pattern



30. Bernina Embroidery Club

with Joanne Love

See description #2

Wednesday, March 14th 6:30-9:30pm

31. Sew Far Behind

with Terry Funk

See description #8

Sunday, March 18th 10am-4pm

\$15.00

32. Star for all Seasons

with Ruth Headley



A classic pattern that adapts really well to all seasons and occasions. An ideal opportunity to work with triangles for the first time. Once made you will do it time and time again; it makes a sensational table runner.

Monday, March 19th 6:30-10pm

Thursday, March 22nd 6:30-9:30pm

\$45.00

33. A Fan Quilt

with Sherry Fleming



Although the piecing looks intricate, the process is made much easier with the use of a 9° wedge ruler. Using three colourways and a focal print, this quilt gives you an opportunity to practice working with colour values. Prep night is for confirming your colour choices and cutting fabric... maybe even to start stitching???

Tuesday, March 20th 6:30-9:30pm

Saturday, March 24th 9am-4pm

\$55.00 + pattern

34. Photo Album

with Mary Hudgin

Using a similar construction technique as the quick fabric journal, this photo album will be complete in an evening.

Thursday, March 22nd 6:30-10pm

\$50.00



35. Charm

with Joanne Love



Looking for something new and different? Here is a pattern by Amy Butler that is quick and simple but also gives you the opportunity to learn a new machine appliqué technique using

a blind hem stitch to give your quilt that hand sewn look. Step out of your comfort zone and try working with bright and fun fabrics to keep away those winter blues. A prep night has been added to get you started on your sewing beforehand so you can focus on the machine appliqué technique in the full day of class.

Prep Night: Friday, March 23rd 6:30-8:30pm

Sunday, April 1st 10am-5pm

\$55.00 - pattern included

36. Garden Lattice

with Terry Funk



Terry's done it again... combined florals with a simple "Quilt In A Day" book. This quilt resembles a flower garden with pathways between the beds. You can choose the size of quilt you want to make, from a small wall hanging to a King size bed quilt. Start collecting those florals!

Monday, March 26th 6:30-10pm

Thursday, March 29th 6-9:30pm

\$45.00 + pattern

37. Machine Quilting

with Ruth Headley



Learn the basics of good machine quilting. We start with straight line quilting and then we drop the feed dogs and begin free motion quilting. Once you have started all you need is practice, practice, practice.

Tuesday, March 27th 6:30-10pm

Friday, March 30th 6-9:30pm

\$45.00

38. Bernina Club

with Joanne Love

See description #10

Wednesday, March 28th 12:30-3:30pm

or 6:30-9:30pm

April

39. Fireweed

with Ruth Headley



Learn how to make this dramatic wall hanging, with the paper piecing method. You will fall in love with this technique which gives you the ability to make precise designs.

Tuesday, April 3rd 6:30-10pm

Thursday, April 5th 6-9:30pm

\$45.00

40. Bernina Embroidery Club

with Joanne Love

See description #2

Wednesday, April 11th

6:30-9:30pm



41. French Braid Quilt

with Terry Funk



◆ This quilt uses a simple piecing technique. The trickiness is in the fabric selection. You'll need to co-ordinate up to 15 fabrics to create your colourwash effect. We'll be working on a Queen size bed quilt. The first class will allow time for fabric selection and testing before we begin to sew. Don't be afraid, you'll get lots of help choosing your fabrics for this one.

Thursday, April 12th 6:30-9:30pm

Saturday, April 21st 9am-4pm

\$55.00 + book

42. Box Making

with Mary Hudgin

Create a box for your collectables. These boxes are made using binder board covered in co-ordinating book cloth and decorative papers. All materials and equipment is provided.

Thursday, April 12th 6:30pm-10pm

\$50.00

43. Melting Snow Retreat


Our usual venue at Haines Junction so we can sew and see the mountains that are now visible again after the long winter

Friday, April 13th 9am to

Sunday, 15th 3pm

more details at the shop.

Approx. \$130.00



44. Hawaiian Block

with Karen Goruick



◆ Ever play with paper cut-outs as a child? This is the grown up version using a fusible appliqué method. Choose 3 different designs from your pattern to produce a wall hanging.

Saturday, April 14th 9am-4pm

\$45.00 + pattern

45. Tossed Salad

with Ruth Headley




◆ I've been longing to make this quilt for years and have now done it. It is a simple log cabin design set on point, using mainly greens, but you can change the colourway and call it berry basket.

Tuesday, April 17th 6:30-10pm

Thursday, April 19th 6-9:30pm

Thursday, April 26th 6-9:30pm

\$45.00 + pattern



46. Sew Far Behind

with Ruth Headley

See description #8

Sunday, April 22nd 10am-4pm

\$15.00

47. Needle Punch

with Lise Merchant

◆ See description #4

Monday, April 23rd 6:30-9:30pm

\$30.00 + pattern

48. QuiltStart

with Ruth Headley



◆ See description #1

Intro: Tuesday, April 24th 6:30-9:30pm

Saturday, April 28th 9am-4pm

\$55.00

49. Bernina Club

with Joanne Love

See description #10

Wednesday, April 25th 12:30-3:30pm

or 6:30-9:30pm



Class credits

We are now offering you the opportunity to earn 1/2 price and even free classes. Each class you attend will give you points towards this goal. This is in addition to the free metres of fabric you can earn by using your BPQ fabric card.

◆◆◆ 3 points = 1/2 price class

◆◆◆◆◆◆ 6 points = 1 free class

The points do not carry forward from one teaching session to the next, but your free class can be used or saved.

What the symbols mean.



= freshman level class



= 1 point



= sophomore level class



= 1/2 point

Skills Yukon

This is an organization that runs clubs to promote trades and technology. Competitions are held in the Yukon and the winners then compete within the Skills Canada group. Two years ago Ruth Headley and Cathy Miller started Skills Quilting for students at the secondary level. The club is held once a week at BPQ from 3:30pm to closing time. Feel free to visit and provide encouragement if you see us stitching away in the shop.



Bear's Paw Quilt School

This year we opened our Bear's Paw Quilt School. It is initially for the benefit of the beginners, to organize and encourage them to make as much progress as possible in their quilt skills. Begin with QuiltStart and aim for the BPQ freshman level. When you sign up for QuiltStart you automatically start on the route towards the freshman level. Upon completion of QuiltStart you will receive a certificate listing your new skills. Even if it takes a year to get your quilt finished for the completed quilt photo, that's ok. After that your portfolio has really started.

For each class you attend, that is marked with a BPQ freshman symbol, you will receive a certificate and a photo and you move another step towards the freshman level. There is no set sequence for attending the required classes. There is no time limit, go slow and take years, or speed ahead and try for a year. Later we will publish the BPQ sophomore and BPQ graduate level requirements.

Meanwhile, any quilt class marked at the sophomore level can be banked. We hope that past QuiltStarters will want to join in and get their certificates back dated.

To achieve BPQ freshman level you must fulfill these criteria:

- * Attend QuiltStart - class time of 10 hours
- * Attend a class that uses triangles in the design
- * Attend a class to learn paper piecing
- * Attend a Level 1 colour class
- * Attend a class that includes fusible web
- * Attend a class that uses flannel fabric
- * Attend at least one traditional piecing class
- * Machine quilt a minimum of three small quilts (table runner, wall hanging, baby quilt)
- * The Freshman level must total 52 hours of teaching, (QuiltStart plus 6 more classes.)
- * Keep records of your quilt projects for your portfolio.

More details will be released as we go along. There will be a graduation party, of course.

Bear's Paw Quilts - Workshop Policies

Classes are open on a first come basis. When a class fills up quickly, we often put people on a wait list and schedule another class.

We request that you leave babies and children at home when you come to a class. Teens are welcome in all our classes.

You are not officially registered until you have paid. GST will be added to class cost. You may pay for a class with Visa, MC, debit card, cash or use your class points.

Cancellation: In the event you cannot attend a class that you have paid for, we will issue credit or transfer you to another class if we receive 7 days notice. If we receive less than 7 days notice, we will give you class handouts, but no refund can be given.

Class Minimum: Normally a class must have 3 students.

Sewing Machines: Please bring your own machine in good working order. An instruction manual for the machine is essential. Don't forget to bring extra machine needles. BPQ does have one Bernina sewing machine for rent - see our Sewing Machine Rental Policy.

Class times: Saturday: 9:00-4:00. Weekdays are 6:30 – 10:00 on the first evening and 6:00 – 9:30 on the second evening. The instructors and other students appreciate it when you arrive early and set up so you are ready to go promptly at the start of the class.

Supply Lists: are available for each class at the time of registration. Read it carefully and bring everything on the list.

Place: All classes are in the BPQ classroom. Ironing boards and irons are provided. 2 large cutting mats are provided. Please bring anything else you may need, and label all your personal equipment.

Bear's Paw Quilts - Sewing Machine Rental Policy

- ◆ In the interest of encouraging beginners to quilt, Bear's Paw Quilts has purchased one new Bernina Activa 230 that will be available for rent.
- ◆ Cost of machine rental is \$30 per day or \$15 for half a day **or less**.
- ◆ The rental machine must be booked and paid for at the time of class registration. In the event you wish to cancel either the machine rental or the class, you will recover full credit for your payment only if we receive the cancellation **7 days before the class date**.
- ◆ At the time you book the sewing machine, you must make an appointment for a brief instruction on the use of the machine.
- ◆ The machine is kept on the shop premises at all times. You may not take it home.
- ◆ You must provide your **own thread, machine needles**, personal sewing equipment and supplies. Any bobbins that you use must be left with the machine at the end of the rental period.

Note: Demonstration machines are not available for use during class or at any other time. They are for demonstrating features to persons who are interested in buying a Bernina.

January

6th (Saturday) **Sign Up Day**
 9th, 16th, 18th (Tuesday/Tuesday/Thursday) **1. QuiltStart**
 10th (Wednesday) **2. Bernina Embroidery Club**
 13th (Saturday) **3. Needle Punch**
 17th (Wednesday) **4. Star Block Club -2**
 18th (Thursday) **5. Quick Fabric Journal**
 20th (Saturday) **6. Sweetheart Quilt**
 21st (Sunday) **7. Sew Far Behind**
 23rd & 25th (Tuesday/Thursday) **8. Fabric Vases**
 24th (Wednesday) **9. Bernina Club**
 26th (Friday) **10. Beginners Hand Appliqué**
 27th (Saturday) **11. Loves Me Loves Me Knot**
 28th (Sunday) **12. Crazy Dog Days**
 29th 3rd February (Monday /Saturday) **13. Raggy Quilts**
 30th & 1st February (Tuesday/Thursday) **14. Mini Stained Glass**
 31st (Wednesday) **5. Star Block Club -2**

February

2nd & 11th (Friday/Sunday) **15. Firefly**
 5th & 17th (Monday/Saturday) **16. 3-D Flowers**
 6th & 10th (Tuesday/Saturday) **17. Bargello**
 7th (Wednesday) **18. Bernina Embroidery Club**
 8th, 13th, 15th (Thursday/Tuesday/Thursday) **19. QuiltStart**
 9th (Friday) **11. Beginners Hand Appliqué**
 14th (Wednesday) **21. Bernina Club**
 16th, 17th, 18th (Friday, Saturday, Sunday) **22. Deep Snow Retreat**
 16th, 20th, 22nd (Friday/Tuesday/Thursday) **23. Colour for Quilters I**
 18th (Sunday) **24. Sew Far Behind**
 19th (Monday) **25. Borders and Bindings**
 21st (Wednesday) **5. Star Block Club -2**

March

2nd, 3rd, 4th (Friday/Saturday/Sunday) **26. BPQ 4th Anniversary Party**

7th (Wednesday) **5. Star Block Club -2**
 8th & 17th (Thursday/Saturday) **27. QuiltStart**
 12th & 31st (Monday/Saturday) **28. Family Keepsake**
 13th & 15th (Tuesday/Thursday) **29. Snowballs in Flannel**
 14th (Wednesday) **30. Bernina Embroidery Club**
 16th (Friday) **11. Beginners Hand Appliqué**
 18th (Sunday) **31. Sew Far Behind**
 19th & 22nd (Monday/ Thursday) **32. Star for All Seasons**
 20th & 24th (Tuesday/Saturday) **33. Fan Quilt**
 21st (Wednesday) **5. Star Block Club -2**
 22nd (Thursday) **34. Photo Album**
 23rd & 1st April (Friday/Sunday) **35. Charm**
 26th & 29th (Monday/Thursday) **36. Garden Lattice**
 27th & 30th (Tuesday/Friday) **37. Machine Quilting**
 28th (Wednesday) **38. Bernina Club**

April

3rd & 5th (Tuesday/Thursday) **39. Paper Piece Fireweed**
 4th (Wednesday) **5. Star Block Club -2**
 11th (Wednesday) **40. Bernina Embroidery Club**
 12th & 21st (Thursday/Saturday) **41. French Braid**
 12th (Thursday) **42. Box Making**
 13th, 14th, 15th (Friday/Saturday/Sunday) **43. Melting Snow Retreat**
 14th (Saturday) **44. Hawaiian Block**
 17th, 19th, 26th (Tuesday/Thursday/Thursday) **45. Tossed Salad**
 20th (Friday) **11. Beginners Hand Appliqué**
 22nd (Sunday) **46. Sew Far Behind**
 23rd (Monday) **47. Needle Punch**
 24th & 28th (Tuesday/Saturday) **48. QuiltStart**
 25th (Wednesday) **49. Bernina Club**

May

2nd (Wednesday) **5. Star Block Club -2 Wrap-up**

Saturday Savers

"plan"
for
great
savings

January

Jan. 6	Sign Up Day	
	Books & Patterns for Classes	10% off
Jan. 13	Storewide	10% off
	X-mas Fabrics	25% off
	Special Table	50% off
Jan. 20	Bali Batiks	15% off
Jan. 27	Notions	15% off

February

Feb. 3	Patterns	buy 2 get 1 free
Feb. 10	Books	10% off
Feb. 17	Fat Quarters	buy 3 get 4th free
Feb. 24	Florals	15% off

March

Mar. 3	Notions	15% off
Mar. 10	Moda Marbles	15% off
Mar. 17	Threads	15% off
Mar. 24	Flannels	10% off
Mar. 31	Fat Quarters	buy 3 get 4th free

April

Apr. 7	Patterns	buy 2 get 1 free
Apr. 14	Oriental	15% off
Apr. 21	Moda Marbles	15% off
Apr. 28	Bali Batiks	15% off

coming in May ~ our annual
Quilt Show & Sale